


Thank you for
attending the
2023 Kingman
County Fair!



A special thanks
to all of those
who supported
the Kingman
County fair!

See you next
year!



Fair button design drawn by Amelia Meng

Welcome to the Kingman County Fair!

Present your
Kingman County
Fair Button for a
FREE DINNER
Friday, July 28th
West of the outdoor arena!

Serving will
Begin at 5:00pm!

Sponsored by:
Citizen's Bank of Kansas
Kanza Bank
Conway Bank

Special Thanks to our 2023 Sponsors!

Amber Waves Auctions
American Ag Credit
Ark Valley Electric
Candice Sippel, Keller Williams Signature Partners Real Estate
Butch's Body Worx
Central Livestock
Citizens Bank of Kansas
Conway Bank
Copenhaver Aerial Spraying
Double K Farms
Eck Ag Services
Farm Bureau
Farmer's Cooperative
Fisher Lumber
Floyd Auction and Real Estate LLC
Great Lakes Polymer Technologies
H2O Drilling, LLC
Hall Family Farm
Harper Industries
Heartland Soil Services
High Plains Farm Credit
Hutchinson Clinic
KanEquip
Kanza Bank
Kingman County Democratic Party
Kingman County Farm Bureau Association
Kingman Drug
Kingman Hardware & Automotive
Kingman Spirits & Wine
Kingman Real Estate
Midwest Pain Relief
Mike and Phyllis Rowley
MAT Enterprise
Neville Welding
Ninnescah Rural Electric Coop
Ninnescah Valley Bank
Peggy Giefer
Prairie Land Partners
Brian and Rochelle Rosenhagen
Schmidt & Sons, Inc.
Security First Title
Skyland Grain, LLC
State Farm Insurance
Sweet T's Bakery and Pie Shop
The Cunningham Courier
The Peoples Bank
Theis Dozer Service
Wheatland Electric
White's Foodliner
Whitmer Ranch
Wilkerson-Trina's Tax Service
Zenda Telephone Company, Inc.

Table of Contents

Kingman County Fair Association	
Fair Schedule	6
Check-In Times.....	9
Special Events.....	11
General Rules.....	13
Explanation of Fair Committees	16

4-H and FFA Divisions

General Rules.....	18
Livestock Rules.....	21
Beef.....	29
Dairy Cattle.....	31
Goats	32
Dairy Goats.....	33
Horse.....	34
Poultry.....	36
Rabbits	37
Sheep.....	39
Swine	40
Other Livestock.....	40
Dog Show	45
Pets.....	47
Entomology.....	47
Horticulture, Crops, and Honey	55
Geology and Lapidary	57
Commissioner’s Cookies for College	61
Food and Food Preservation	62
Clothing & Textile Construction	67
Fashion Revue.....	69
Fiber Arts	72
Fine Arts	74
Visual Arts Display.....	75
Home Environment.....	77
Photography	78
Woodworking	83
Exploring	84
Forestry	85
Wildlife	88
Energy Management.....	90
STEM.....	93
Banner Exhibit.....	113
FFA Ag Mechanics.....	114
STEM Architectural Block	118
Miscellaneous	121

Open Class Divisions

Art Exhibition and Contest.....	123
Hobbies and Crafts.....	124
Barn Quilt Contest.....	126
Clothing.....	127
Farm and Garden and Miscellaneous Crops	128
Market Wheat Show.....	131
Flower Show	132
Food Preparation	134
Food Preservation.....	137
Paul Conrardy Festival of Breads	140
Photography	142
Kingman County Special Photo Competition	144
Quilts and Fancy Work	144
Recycled Exhibits.....	146
Woodworking.....	147
Hay Bale Decorating Contest.....	147
Creating a Positive Experience	148

Fair Schedule

Tuesday, July 11

4-H Fashion Revue Judging, KEC 1:00PM

Sunday, July 16

4-H Public Fashion Revue, Kingman Theater
2:00PM

Saturday, July 22

4-H and FFA Horse Show, KEC 9:00AM

Sunday, July 23

4-H Dog Show, KEC 8:00AM

Monday, July 24

Superintendents Meeting, KEC 5:30PM
 Pre-Fair Setup and Clean Up 6:00PM
 Open Class Entries Accepted, KEC 6-8:00PM
 Pizza Party for Fair Setup 7:00PM
 Livestock Exhibitor Meeting, KEC 7:30PM

Wednesday, July 26

Open Class Check-In, KEC	7:30-8:30AM
Barns Open	8:00AM
4-H/FFA Rabbit & Poultry Check-In	8-12:00PM
4-H/FFA and Open Class	9-2:00PM
Foods & Preservation and Visual Arts Judging, Open Class Hobbies & Crafts, Iron Works, Barn Quilts, and Recycled Crafts Judging, KEC North Room	
4-H Concession Stand Open	11:30-1:30PM
Medallion Treasure Hunt, KEC	NOON
4-H Bake Sale	3:00PM
4-H Rocketry, Robotics, Computers, Unmanned Aerial Systems, Astronomy, Entomology, Cookies for College jars, Home Environment, Fashion Review display, Photography, Woodworking, Exploring 4-H, Forestry, Wildlife, Energy Management, Banners, Ag Mechanics, Architectural Block Construction, Misc. Exhibits Check-In, KEC	4-6:00PM
Beef Weigh-In	4:30-5:15PM
Sheep and Goat Weigh-In	5:15-6:00PM
Swine Weigh-In	6-7:00PM
Vendor Set Up	7-9:00PM
Barnyard Olympics (Free with Fair Button)	7:00PM

Thursday, July 27

4-H Concession Stand Open	7:00AM-4:00PM
4-H/FFA Swine Show, Outdoor Arena	7:30AM
Judging of Cookies for College Jars, KEC	9:00AM
4-H/FFA & Open Class Clothing Construction, Fiber Arts, Quilts & Fancy Work, Rocketry, Astronomy, Home Environment Judging, KEC North Room	
4-H Pet Judging	9:00AM
2nd Medallion Clue Available, KEC	9:00AM
4-H/FFA & Open Class	10-12:00PM
Farm, Garden, and Misc. Crops Check In, KEC	
Vendors Open, Saddle & Ropers Building	10-7:00PM
4-H/FFA & Open Class	NOON
Woodworking, Photography, Armory	
4-H/FFA & Open Class	1:00PM
Farm, Garden, and Misc. Crop Judging, KEC	
Herdsmanship	2:00PM
4-H/FFA Sheep & Goat Show, KEC	5:00PM
Food Trucks Open	5-11:00PM
Exhibit Building Closes	7:00PM
Carnival	7-11:00PM

Friday, July 28

Knights of Columbus Pancake Feed, KEC	7-10:00AM
4-H/FFA Beef Show, KEC	9:00AM
4-H/FFA Poultry Show, Rabbit Show following	9:00AM
3rd Medallion Clue Available, KEC	9:00AM
Vendors Open, Saddle & Ropers	10-6:00PM
Bucket Calf and Dairy Cattle and Goat Show	11:00AM
4-H/FFA Judging	NOON
Banners, Entomology, Geology, Energy Management, Exploring 4-H, Forestry, Robotics, Home Environment, Misc., Ag Mechanics, Architectural Block Construction, Wildlife, Unmanned Aerial Systems, Computers, KEC	
4-H Concession Stand Open	NOON-3:00PM
Herdsmanship	2:00PM
Paul Conrardy Festival of Breads, Bread Sculpting Contest and Market Wheat Show, KEC	2:00PM
Livestock Judging	3:00PM
Open Class Flower Show Check-In, KEC	4:00-6:00PM
Cattleman's Community Picnic	5-7:00PM
West of Outdoor Arena, Free with Fair Button	
Ice Cream Social	5:00PM
Purple Ribbon Food Auction	6:00PM
Special Introductions, West of Outdoor Arena	
Open Class Flower Show, KEC	6:00PM
Bull Blowout and KCFA Beer Garden	7:00PM
Food Trucks Open	7-11:00PM
Carnival	7-11:00PM

BARNYARD OLYMPICS



**JULY 26
7:00PM**



WEST OF OUTDOOR ARENA

Free with Fair Button

Four member teams

Ages 6 and older

Must have one team member of opposite gender

Open to the public

Call 620-532-5131 to pre-register or register day of

Saturday, July 29

Knights of Columbus Pancake Feed, KEC	7-10:00AM
Supreme Showmanship Contest, KEC	8:00AM
4th Medallion Clue Available, KEC	9:00AM
Kids Bike Race, Saddle & Ropers	10:00AM
Vendors Open, Saddle & Ropers	10-3:00PM
Kingman County Vintage Farm Machinery & Rural	
Heritage Show, Check-In, Riverside Park	11:00AM
4-H Concession Stand Open	NOON-3:00PM
Corn Hole, KEC Indoor Arena	NOON
Open Class Flower Show Exhibits Released	1:00PM
Kingman County Vintage Farm Machinery & Rural	
Heritage Show, Riverside Park	1-4:00PM
Young Farmers Pedal Tractor Pull Registration	3:00PM
Young Farmers Pedal Tractor Pull, Park	3:30PM
All Indoor Exhibits Released	3:00PM
Exhibit Rooms Closed	5:00PM
Food Trucks Open	5-11:00PM
Buyers Appreciation Meal, KEC North	5:00PM
Sellers Appreciation Meal, KEC South	5:00PM
Auction, KEC	6:00PM
Cookies for College, Livestock Premium Auction, Awards, Wyatt Oakman 4-H'er of the Year Award	
Livestock released, including poultry & rabbit	
Carnival	7-11:00PM

Sunday, July 30

Fair Cleanup and Livestock Released	8:00AM
Final Medallion Clue Available, KEC	9:00AM

Open Class Check-In Times & Procedures

Exhibit numbers are available at the Extension Office or with the fair secretary during the fair.

Check in will be in the fair office, located in the Kingman Expo Center.

All entries are released on Saturday, July 29 at 3:00PM

All entries will have a \$2 entry fee payable to the Kingman County Fair Association.

Payout is as follows:

- Purple ribbon: \$4
- Blue ribbon: \$3
- Red Ribbon: \$2
- White Ribbon: \$1

Check In Times

Monday, July 24	6-8:00PM
Wednesday, July 26	7:30-8:30AM
Thursday, July 27	10-NOON
Farm, Garden, and Misc. Crops Only	

Judging Times

Wednesday, July 26	9-2:00PM
Foods & Preservation and Visual Arts Judging, Hobbies & Crafts, Iron Works, and Recycled Crafts Judging	
Thursday, July 27	
Clothing Construction, Fiber Arts, Quilts & Fancy Work	9:00AM
Farm, Garden, and Misc. Crop	10:00-12:00PM
Woodworking, Photography	NOON

Friday, July 28

Paul Conrardy Festival of Breads, Bread Sculpting Contest and Market Wheat Show	2:00PM
Flower Show	6:00PM

We would like to thank you for your support, attendance, and exhibits, which has helped in the success of the Kingman County Fair. Exhibitors are expected to comply with all rules. Those failing to comply with the rules are subject to premium and award cancellations and disqualifications from future participation in the Kansas State Fair 4-H/FFA shows and/or exhibits.

Special Events

Heartland Medallion Hunt

July 26-30 (or until found)

Sponsored by: *Kingman Lions Club and the Kingman County Fair Association*

Prize: \$250 Kingman Chamber Bucks Prize

No age limit.

The medallion will be in Kingman City limits on public property.

The award will be given on Friday evening at the Purple Ribbon food Auction.

Rules:

1. To participate in the contest, you must have a Kingman County Fair Button, which can be purchased at various businesses and the fair office.
2. The clues will be posted outside of the fair office located at the Kingman Expo Center. Must show a fair button to receive the clue and to claim the prize. Follow the Kingman County Fair Facebook page for updates.

Barnyard Olympics

July 26 at 7:00PM.

Located under the cottonwood trees, west of the outdoor arena.

Free with Fair Button!

Rules:

1. Teams are to include only FOUR members from the same age category.
 2. Age categories are: 6 & Under, 7-9, 10-13, 14-18, and 19+.
 3. Teams must include one member of the opposite gender.
 4. Teams can pre-enter at the Kingman County Extension Office or they may enter the day of the event. This event is open to the public.
- For more information call 620-532-5131.

Kingman County Young Farmers Pedal Tractor Pull

Saturday, July 29, Riverside Park

Registration begins at 3:00pm with the event starting at 3:30pm.

General Rules

Contestants must be able to pedal the tractor without assistance, wear tennis shoes, be registered by a parent or guardian prior to the beginning of the pull of the first class. The parent's signature releases the sled owner/operator from any financial responsibility in case of accident.

Operation of the Pull

1. Track will be provided and marked by the operator.
2. Only one contestant at a time and only pull officials will be allowed within 25 feet of the track.
3. Pedal tractor and sled will be furnished for all contestants by owner/operator.
4. There will be seven classes of contestants:
 - 4 years old and under
 - 5 year olds
 - 6 year olds
 - 7 year olds
 - 8 year olds
 - 9 year olds
 - 10 year olds
5. The pulling tractor must stay between the lines of the pulling land or on the pulling lane at all times. If the front wheels of the tractor go out, the pull is over and distance is measured.
6. Any time the forward momentum of the tractor stops, the pull is over. This includes the foot slipping off the pedal.
7. In case of a tie, there will be a pull-off to determine the winner.
8. The judge's decision will be final for all pulls.

Bull Blowout

Friday, July 28, 7:00PM

Kingman Expo Center Outdoor Arena

KCFA Corn Hole Tournament

Saturday, July 29, 1:00PM, Saddle and Ropers

Registration begins at NOON

Kingman County Vintage Farm Machinery and Rural Heritage Show

Saturday, July 29, 1-4:00PM, Riverside Park
Entries will be taken starting at 11:00 am

Auctions

Purple Ribbon Foods Auction

Friday, July 28, 6:00PM during the Cattleman's Community Picnic, West of the Outdoor Arena.
Also includes presentation of Fair Theme and button design awards and the winner of the Medallion Hunt (if found).

Livestock Premium Auction

Saturday, July 29
Buyers Appreciation Meal, 5:00PM, KEC, North Room
Auction, 6:00PM, KEC Indoor Arena
Auction includes livestock, Cookies for College jars, Herdsmanship Awards, Wyatt Oakman 4-H'er of the Year Award, 4-H Scholarship presentation and Livestock Judging Results.

General Rules

Ribbons

The Modified Danish System of placing exhibits in a rating system of purple blue, red, or white awards. All exhibits in the approach are judged in comparison with a standard, as opposed to comparison with other exhibits in the class. The standard for each exhibit is established by the characteristics of the "ideal" product in each category.

Purple-outstanding quality

Blue- excellent, but well within the ability level of most contestants

Red-good, but below the ability of most of the contestants

White-acceptable, but below the ability of most contestants

All qualifying exhibits should receive at least a white unless the exhibit is incomplete.

Participation-if exhibit is incomplete or exhibited by a Cloverbud, a participation ribbon may be given.

Protest

All protests must be made in writing and accompanied by a deposit of \$50, which is non-refundable. Such protest must state plainly the cause of complaint or appeal and must be filed with the secretary within 12 hours after the cause of the protest. The secretary shall immediately notify the defendant owner of the exhibit involved. Where information is known on which the protest is based, such protest against the competition or article in any class, notice of the same must be filed by the protester with the superintendent of the department before the class is passed upon, and the judge will be instruction to place a reserve award in order that premiums may be properly distributed in the event the protest is sustained.

Copyright Laws

Exhibitors should learn the guidelines and exercise caution when using copyrighted materials whenever possible by originating their own work. Exhibitors should use with caution a copyrighted and/or trademarked product or service (a brand name, label or product). A copyright and trademark are legal methods used by writers, artists, corporations and others to protect their original work. Protected items may range from books to music, logos to computer graphics. Copyrighted and/or trademarked materials used in displays, demonstrations, posters or other activities will be disqualified if the exhibitor does not acquire permission to use the copyrighted and/or trademarked materials and will not be displayed or receive ribbons. The use and inclusion of specific brand names for educational purposes does not imply endorsement or refusal by the Department of 4-H Youth Development, Kansas State University Agricultural Experiment Station and Cooperative Extension Service of the State of Kansas.

General Rules and Regulations

Entry rules for 4-H and FFA are printed under each department.

1. In no case shall the Kingman County Fair Association, its officers or agents, be held responsible for any loss, damage, accident, injury, or death from any case of people, animals, or exhibits, diseased included, while they are on the fairgrounds.

2. All entries, 4-H, FFA, and Open Class, must be in place by 6:00 PM on Wednesday, July 26. NO EXCEPTIONS (unless noted in the department regulations such as the flower show, 4-H/FFA and Open Class Farm, Garden, and Misc. Crops, Festival of Breads). Entries will be released from 3-4:00 PM on Saturday, July 29, with the exception of livestock. Any violation of said provisions shall result in the forfeiture of premium checks.

3. Where there is only one entry in a class, the first prize, if merited, will be awarded. Judges will not award prizes to any unworthy animal or exhibit.

4. All exhibits may be picked up after 3:00 PM on July 29. Open class prize money is to be picked up at the same time exhibits are claimed in the central hall of the Kingman Expo Center. The Superintendent, Extension Office, or Fair Board will not be responsible for exhibits left after 4:00 PM on Saturday.

5. The Fair Board reserves the right to refuse to accept any entries offered.

6. No exhibitor or concessionaire will be allowed to sell or sublet any space, privilege, etc., or any part of the same without the consent of the Fair Association.

The Kingman County Fair Association reserves to its board of directors the final and absolute right to interpret these rules and arbitrarily settle and determine all matters, questions, and differences in regard to or otherwise arising out of or connected with our incident to the fair.

Explanation of Fair Committees

The Fair Association

This is a publicly-elected seven to nine member board entitled by the Kansas statute to raise and spend public funds for establishment, construction, management and recognition of citizens at fairs. Extension entries are not permitted by Kansas law to engage in commercial enterprises which the 4H and FFA livestock/premium sale currently provides as a preferred service for the respective project enrollees; therefore, the 4H and FFA livestock/premium sale will be managed by the Fair Association. Any livestock rules that are exceptions to be changed will be approved by the Fair Association Board before being changed. (Taken from the K-State task force report revised 04/2021).

Kingman County Fair Board Members

President-Clint Turner

Vice President-Dylan Harshbarger

Secretary-Lacie Harshbarger

Treasurer-Jessica Gehring

Other Members-Garold White, Julie Lyons, Barb Pickett

Livestock Committee

This committee is made up of parents and volunteers from around the county. This committee makes recommendations for rule change ideas to the 4H PDC and helps with livestock activities. This committee is under the umbrella of the Fair Board.

4-H PDC

This committee is an elected body of six people. They are responsible for the direction of the county 4-H program and for giving input to local efforts in identifying information needed to address concerns of the 4-H program to the Executive Council.

Members include: Shirley Boos, Mike Clover, Cindy Allen, Joe Hill, Cami McAndrew, Melinda Hageman.

Executive Board

This committee is an elected body of nine people. They plan the Extension Service program for the county through joint or individual use of the program development committees in agriculture, home economics, 4-H Youth Development, and community development initiatives; and through such subcommittees as may be established by the executive board.

Kingman County Executive Board

President-Keith Bergkamp

Vice President-Mike Clover

Secretary-Cindy Allen

Treasurer-Darla Harbert

Other members-Lacie Harshbarger, Maggie Freund, Shanna Henry, Brent Miller, Andrew Kostner

Kingman County Extension Agents

Melissa Thimesch - 4-H Youth Development

Grace Schneider -Agriculture

Jamie Barnes-Office Professional

Thank You 2022 Premium Auction Buyers

Ag Credit	Helm Haying & Ag Services	Prime Rib Catering
Alvin & Sondra Henning	Hirt Farms Inc	Pro-Tech Manufacturing
Amber Wares	Jay & Marci Adams	R Thimesch Construction
Amberside Acres RV Hookup	Jerry & Dolores Henning	Rick & Janet Hudson
Arlen Shoemaker	Jerry & Sharon Self	Roger & Amy Arensdorf
Belt Farms	Joe & Jeralyn Hill	Ronnie & Judy Young
Benes Equipment	John & Kathleen Mackey	Roy & Heather Winklepleck
Billy Schmidt	Kanza Bank	S&S Powerlift Hydraulic Door
Birkenbaugh Manufacturing	Keith & Melissa Bergkamp	Sandie Floyd
Brian & Rochelle Rosenhagen	Kingman Real Estate	Scott & Judy DeWeese
Bridgman Oil Company	Kingman Veterinary	Scott Henning
Candice Sippel - Keller Williams	Kostner Boys	Scott Sowers
Cottonwood Feeders LLC	Krehbiel Hoof Trimming	Scouler Grain
Damon & Jeanette Stauffer	Kris & Cherielle Young	Sheldon Wright
Dana Weninger	Kristen Floyd	Shelter Insurance
Don Terhune	Leroy Hageman	Skyland Grain
Donald Becker	Lon Floyd	Sowers Agri-Service
Eck Ag Services	Maloney Ranch	State Farm]
Eck Insurance Agency	Mark Rohlman	Strong's Insurance
Ehling Custom Mills	Martin Tibbets	Stucky Ranch
Everett & Judy Schultz	Mathew Giefer	T&W Meat Company
Farmer Coop Elevator	Mel & Marge Bergkamp	T and R Excavating
Farmers Cooperative Equity FCE	Michael Gehring	The Peoples Bank
Flickner Backhoe	Mike & Susan Floyd	Todd & Kathy Turner
Floyd Auction & Real Estate	Mike Gillen	Capstone Building Supply
GCI Construction	Millford Appraisal	Two Palomino's
GT Land & Cattle	Newberry Family Motors	Will & Amber Hartley
Hacker Bros. Construction	Patti Eck	Xtra Factors
Hague Chiropractic	Phylogen Cotton Seed	Zenda Methodist Church
Heartland Veterinary Services	Prairie Meadow Farms LLC	

4-H and FFA General Rules

1. All reference to 4-H or FFA member's ages is the member's age on January 1 of the current year. The 4-H age begins at 7 years old; 5 and 6 year olds should be enrolled as Cloverbuds.
2. All entries must be in place by 6:00 PM on Wednesday, July 26. NO EXCEPTIONS (unless otherwise noted).
3. ALL EXHIBITS MUST BE PRE-ENTERED. ALL PRE-ENTRIES ARE DUE ON MAY 12. A \$1 per class late fee will be assessed for each late entry. Late entries in the livestock division will be assessed for \$5. No refunds will be issued.
4. Exhibitors may exhibit only in the classes for projects in which they are enrolled by May 1 of the current year.
5. Each exhibit must have an entry card (with the exception of Livestock).
6. All exhibits must be the result of the exhibitors current 4-H/FFA project and the products of the exhibitors own efforts of the current year.
7. 4-H and FFA members showing in Open Class must comply with the results and regulations governing the class in which they are showing. Use Open Class Jr. Divisions for exhibits not related to your 4-H or FFA project.
8. Any protest on rules or interpretations shall be made in writing, signed by the person making the protest, and delivered to the Kingman County Fair Association. The board's decision shall be final in case of protest. The judge's decision is final on all awards, please see page 14 for full protest guidelines
9. All exhibits, except animals, will be released at 3:00PM on Saturday. All inside exhibits must be checked out from superintendents by the owner, parent, or leader. The superintendent or fair board will not be responsible for exhibits left after 4:00PM on Saturday. Animals will be released on Saturday., after the premium auction.
10. Exhibitors removing exhibits prior to stated checkout time will forfeit all premiums and privilege to participate in any fair activities (including Livestock Auction) after the time the exhibit was removed. Exceptions to this rule may only be approved by the officers of the fair board. Superintendent will report any early removal of exhibits to the fair board.
11. All exhibits will be entered and in place according to division rules.

12. Exhibits will be placed into purple, blue, red, and white ribbon groups. Superior exhibits may be designated as purple ribbon by the judge. Champion and Reserve Champion will be awarded where appropriate, if quality merits.

13. CONFERENCE JUDGING: Conference judging will be used in all 4-H and FFA departments. Members will be advised just prior to the fair as to scheduling and other details. Conference judging is for the benefit of the exhibitor. Parents and leaders are welcome to listen to the judges comments; however, all discussion will be with the exhibitor.

14. If an exhibit does not qualify to show in an existing class, it may be exhibited in a class to be determined by the Fair Association. To establish a new class, there must be at least three exhibitors.

15. The Cloverbud projects will be exhibited along with other 4-H and FFA exhibits. The projects will have an indication sticker that shows they are in the Cloverbud project. They will approach and visit with the judge; however, they will only receive a participation ribbon. The superintendent will inform the judge as to the Cloverbud status. If you have questions about this project, please address them to the fair office.

Cloverbuds will not be judged against other 4-H or FFA exhibitors. They will receive the information from the judge on their abilities and how they can improve.

16. STATE FAIR. Exhibitors designed as State Fair Quality are eligible to be exhibited provided the exhibit meets qualifications listed in State Fair 4-H Premium lists, and there is a class for the exhibit at the state fair. Sign up information stated below. In certain divisions, exhibitors must be 4-H members to qualify for the state fair.

Premium Auctions


Purple Ribbon Foods Auction

Friday, July 28
6:00pm
West of Outdoor Arena
During the Cattleman's
Community Picnic



Livestock Premium Auction

Saturday, July 29
Buyer's Meal at 5:00pm
(North Room of KEC)
Auction at 6:00pm
(indoor arena of KEC)



4-H and FFA Premium Eligibility

Purpose: To ensure that each exhibitor throughout the county has some form of interactions and exposure to the "true 4-H or FFA experience". 4-H and FFA are not just about showing up at the fair, showing your animal or baked goods, selling them, and then going home. It is about promoting youth development, community service, hard work, and responsibility. Without these core values, the essence of 4-H and FFA are lost. By installing these pre-requisite responsibilities, we can assure that those participating in the auction have done their duties as active county 4-H and FFA members. 4-H and FFA premium eligibility forms are available online or from the extension office. Forms are due to the extension office with Fair Pre-Entry forms on May 12.

Ribbon Premiums

Premiums for 4-H and FFA Departments are:

Purple (including Grand and Reserve): \$3.50

Blue: \$1.75

Red: \$1.25

White: \$0.75

No premium awarded for Cloverbud Participation Ribbons.

Signing up for the Kansas State Fair

All non-livestock pre-entries for the state fair are to be turned into the fair office during the county fair. Please sign up by July 29, in the fair office or the Kingman County Extension Office.

State Fair and KS Junior Livestock Market Beef nominations are due May 1. State Fair and KS Junior Livestock Market Small Animals nominations are due June 15. All nominations must be certified through the Extension Office!

All State Fair Exhibitors must be at least 9 years old as of January 1, 2023. Check with the Extension Office regarding specific rules for state fair categories.

Livestock General Rules

Fair Check-In and Show Rules

1. All livestock must be checked-in and weighed on Wednesday, July 26 during specified species times.
2. Livestock classes will not recognize breeds in marked classes.
3. A 4-H or FFA member will have 5 business days from May 1 to be eligible to enter a livestock animal in the Kingman County Fair that has missed the May 1 deadline with a \$25 fee per animal. After this grace period, no exceptions or substitutions will be made.
4. Animals meeting all health requirements and identification guidelines may show. *See Livestock Health Rules.*
5. All animals are subject to examination by the exhibition staff or their representatives and shall be free of clinical signs of infectious or contagious disease.
6. The use of tranquilizers to calm animals before showing **will not be allowed**. Animals not under the control will be excused from the show ring at the discretion of the judge and superintendent.
7. Every animal entered in competition for prizes must be owned by the exhibitor or properly identified according to the Kansas State 4-H Leasing paperwork.
8. The Livestock Committee, with approval of the Fair Association, reserves the right to remove from the grounds any exhibit or animal that may be falsely entered or may be deemed unsuitable or objectionable, without assigning a reason for the removal. Also, if necessary, the Fair Association will return any money already paid from entries, fees, or stalls that shall exonerate the management and the Fair from any claims made on the part of the exhibitor or purchaser.
9. In the event that the available space for livestock is filled, the Fair Association reserves the right to make any necessary changes.
10. All marked animals shown at the Kingman County Fair must have been tagged by May 1 following proper tagging procedure. To participate in the rate-of-gain competition animals must be weighed in at the official spring weigh-in date and time set by the Extension Office. Animals that do not have their information or tags by the designated dates will not be accepted at the Fair.

11. All 4-H and FFA animals must have an ear tag, breed papers, or filed leasing forms for identification purposes. Animals may only be exhibited by the 4-H or FFA member in whose name the animal was on by May 1.
12. All livestock entries and stall-pen reservation forms (including poultry, rabbit, and livestock) must be pre-entered by May 12. A late fee will be charged. No refunds will be given.
13. All market animals must have a signed medication withdrawal form at the time of entry. If refused, the animal will not be able to show.
14. Market animals must have their baby (temporary) teeth and no permanent teeth may have erupted.
15. Weight limits are as follows:
Swine: 200-300 pounds
Beef: 1000 pound minimum
Sheep: 90 pound minimum
Goats: No minimum or maximum weight
16. A three-pound allowance is allowed at weigh-in. (Example, if a hog weighs 303 pounds, it will be considered to weigh 300 pounds). Because of the allowance, no reweighing will be allowed.
17. Only animals falling within the weight ranges will be eligible for blue ribbons and consequently for champion.
18. Show and Sale Dress Code-Youth should wear a long or short sleeved collared shirt/blouse tucked into good, clean jeans or khaki pants, and sturdy, closed-toed shoes (boots recommended). Youth should **not** wear t-shirts, tank tops, low-cut shirts, sheer blouses, sleeveless shirts, cut-off shirts, or ball caps, cellphones are **not** allowed in the show ring.
19. Each 4-H or FFA member with livestock must complete a 4-H or FFA livestock stall card for each of their animals and hang them at their stalls.
20. All livestock exhibitors and at least one parent or guardian are encouraged to attend the educational meeting that will be held at the fairground cleanup the Monday before the Fair begins.
21. Livestock Learners may exhibit livestock (excluding steers, heifers, and horses); however, parents claim full responsibility for the youth and their animals. Also, each learner should have a mentor that has at least three (3) years of experience in their project area.
22. A quorum of the Fair Board Association, along with three (3) members of the Livestock Committee, will be the ones to resolve any livestock problems.

23. To qualify to show a specie at the Kansas State Fair, 4-H and FFA members must exhibit that specie at the Kingman County Fair and be at least 9 years of age. To show at the Kansas Junior Livestock Show, a 4-H or FFA member must exhibit that species at the Kingman County Fair and be at least 7 years of age as of January 1 of the current year.

Ownership and Care Rules

24. All exhibits must be the result of the exhibitors current 4-H or FFA project and products of the exhibitors own efforts.

25. The only assistance a youth may receive at the Fair during the grooming or showing of an animal is from his or her parents or other Kingman County 4-H/FFA members. The 4-H/FFA member will be given one warning, and if necessary, will be disqualified (at the discretion of the Livestock Committee, Extension Agent, and Fair Association Board). They may receive advice from anyone.

26. Exhibitors must accompany their exhibits or provide suitable means for caring for them at all times during the Fair. They must bring their own feed and equipment needed at the Fair and must remove all liter from their stalls or pens and tie outs at the close of the Fair. Failure to do so will result in the loss of premium and sale checks.

27. All 4-H and FFA members exhibiting livestock are required to show their own animals unless they are ill or exhibiting two animals in the same class. Persons helping must be a Kingman County 4-H or FFA member.

Livestock Health Rules

28. Health Requirements: All marked and breeding animals originating in Kansas do not need health papers. All steer and heifers originating from another state must be accompanied by a health certificate issued within thirty (30) days of the Fair. All heifers must have proof of calf-hood vaccination. Kansas is brucellosis and tuberculosis free, no tests are required. Animals originating from another state must meet the requirements listed in the Kansas Animal Health Department Guidelines listed on pages 12-13.

29. Sheep and goats must be free of any signs of “sore mouth” and active fungal (ringworm) infection, including club lamb fungus, identified with an official USDA premises identification tag (Scrapie Tag).

30. Cattle should be free of warts, ringworm, or other active fungal infection. Cattle infested with mange will not be permitted to exhibit.

31. Horses shall meet the general requirements. ID papers and coggins are due to the office by May 1.

32. All poultry (except waterfowl) are required to show proof of being P-T clean by one of the following:

- Originate from a certified U.S. Pullorum-Typhoid clean flock

- Test negative at check-in of the county fair when the county has been designated by KDA-DAH for surveillance. Routine surveillance testing will be performed for each county fair a minimum of once every

5 years. Kingman County is required to test in 2026

- A KS Department of Agriculture Poultry Exhibition Statement of Origin will be required at the time of check-in. This form can be picked up at the Kingman County Extension Office.

33. Animals determined by the Livestock Committee members to exhibit any of the above health issues may not be permitted to show.

34. All animals must be free from infection or contagious disease. A veterinarian will be available upon call. If a question arises as to the health of an animal, the veterinarian will have final authorization of any health hazard.

35. Kansas Origin Livestock-Certificate of Veterinary Inspection is not required by the Kansas Department of Agriculture-Division of Animal Health (KDA0DAH), but can be required at the discretion of each exhibition event.

Livestock Originating From Other States

General Requirements

All livestock originating outside of Kansas must meet Kansas import requirements and must have a valid Certificate of Veterinary Inspection.

Cattle

In addition to the general requirements, all cattle must have an official ID, and ID must be individually listed on the accompanying CVI.

Dairy Cattle that are used for breeding and are six months of age or older shall originate from a herd accredited to the tuberculosis-free or shall be tested negative for tuberculosis within 60 days before entry. All dairy cattle must obtain an import permit number prior to movement into Kansas.

Swine

In addition to the general requirements, all swine entering Kansas must meet one of the following: all swine must have an official ID, and ID must be individually listed on the accompanying CVI and/or all swine must obtain an import permit number prior to movement into Kansas.

Sheep

In addition to the general requirements, all sheep entering Kansas shall be free of any signs of sore mouth or active fungal (ringworm) infection, including club lamb fungus. Sheep must be identified with an official USDA premises ID tag (Scrapies Tag).

Goat

In addition to the general requirements, all goats entering Kansas must be identified with a registered tattoo or official USDA premises ID tag (Scrapies Tag). Goats identified with registration tattoos must have legible tattoos and must have the registration papers for these animals available for inspection.

Horses

In addition to the general requirements, all horses entering Kansas must be accompanied by a valid VS10-11 showing evidence of a negative EIA (Coggins) test conducted by a state-approved laboratory within 12 months before entry into Kansas. Foals six months of age and younger, accompanying their EIA-negative dams, are exempt from EIA test requirements.

Poultry

In addition to the general requirements, all poultry entering Kansas, except waterfowl, are not required when testing is available, to show proof that they are Pullorum-Typhoid clean by one of the following methods. Originate from a NPIP certified U.S. Pullorum-Typhoid clean flock as evidenced by an official VS Form 9-3, certifying all adult poultry in the flock have had a negative test for Pullorum-Typhoid within the past year (Adult poultry are any turkeys over 12 weeks of age and any other poultry over 16 weeks of age) be accompanied by an official VS Form 9-3 signed by the official NPIP representative in the state of origin or by a health certificate that has been issued within the previous 30 days. In addition to the VS 9-3 or CVI, out-of-state poultry must have a "Permit to Ship Poultry or Hatching Eggs" issued by the KDAH within the previous year or permit number issued by the KDAH office within the previous 15 days.

Auction Rules

1. Animals must be between the minimum and maximum weight ranges to be eligible to sell in the premium sale.
2. Exhibitors must be present to sell in the Premium Auction.
3. Exhibitors may only sell one animal in the Premium Auction.
4. Exhibitors must complete an "Intent to Sell" card for the market animal that they plan to sell. The card must be filled out completely and correctly and turned into the fair office by NOON on Friday of the Fair. If the auction sheet is not turned in by NOON on Friday, the animal is not eligible to sell in the premium auction. We are not responsible for your animal not being eligible to sell in the premium auction.
5. Premium checks may be picked up at the Extension Office approximately two (2) weeks after the day of the auction. Checks must be cashed within 90 days of the date on the check.
6. 4-H and FFA members must present a thank-you note for their buyer to the Extension Office staff before receiving their check. (If you do not have a thank-you note, you will not receive your premium money).

7. Exceptions to any livestock auction rule must be presented to the livestock committee. If three of the committee members agree, the change will be recommended to the Fair Association for action.

8. All female breeding species will be allowed to go through the premium auction. They will go through immediately after their respective marked species. For example, marked swine will go through followed by breeding swine, market lambs followed by breeding lambs. The animal that enters the auction will be considered terminal. Market animals will still follow the same terminal rules that are currently in place. For breed species, they will not be allowed to be shown at any other event. Breeding species must be declared at the spring weigh-in and must possess a unique identifier such as tattoo or ear tag.

9. Each exhibitor will be allowed to sell livestock and purple ribbon foods in the premium auction.

10. Any 4-H/FFA exhibit sold at public auction or by private contract is not eligible to be exhibited at the Kansas State Fair, Kansas Junior Livestock Show, or any other county fair. Public auction includes: premium sale, ribbon auction, or similar event. If the project is sold, regardless of ownership changes, on the date of the transaction the 4-H/FFA member has given up the right to exhibit that specific animal or product in the future. In the case of livestock, market animals sold are ineligible to be shown as breeding animals in the future. Non-livestock exhibits (perishable foods, photographs, crops, horticulture, etc.) may be reproduced for the Kansas State Fair.

General Requirements

All animals are subject to examination by the exhibition staff or their representatives and shall be free of clinical signs of infections or contagious disease. Animals determined by exhibition staff to have not met listed requirements will not be permitted to exhibit. Livestock originating from Kansas are not required to have a CVI (certificate of veterinary inspection) but can be required at the discretion of each exhibition exhibit.

Exhibitors must furnish all feed and equipment needed at the Fair and they **MUST REMOVE ALL LITTER FROM THEIR STALLS OR PENS AND TIE OUTS AT THE CLOSE OF THE FAIR AND PLACE IN DESIGNATED AREAS.** Failure to do so will result in loss of premium and auction checks.

Department 1: 4-H and FFA Beef

Show: Friday, July 28, 8:00AM

Kingman Expo Center, Indoor Arena

Show Order: Steers, Heifers, Showmanship

Superintendent: Braden Bock, Matt Wright

1. Read General Fair Rules and Rules for 4-H/FFA Livestock.
2. Cattle must be free of lesions, ringworm, warts, and mange.
3. Cattle determined by superintendents to have lesions, ringworm, warts, or mange are not permitted to exhibit.
4. The judging of beef steers will be based upon weight.
5. This is No-Fit Show. The use of adhesive, glue, paint, or powder products is not allowed.
6. All beef animals must be tagged or identified by acceptable Kansas 4-H ear tag or identification method.
7. Market Heifers-These heifers will be shown as a market animal destined for slaughter and follow the same rules as steers. They will show in their own class and they compete with steers for Champion Market Beef.
8. Heifers must have been born after September 1, 2021.

Market Classes

1. Market Steer
2. Market Heifer
3. Kingman County Born and Raised

Breeding Heifer Classes

4. Registered Heifer
5. Commercial Heifer
6. Cow/Calf Pairs
7. Kingman County Born and Raised

Showmanship

8. Senior (14 and over)
9. Intermediate (10-13)
10. Junior (7-9)

Bucket Calf Show

Show: Friday, July 28, 11:00AM

Kingman Expo Center, Indoor Arena

Superintendents: Scott Sparks and Cherielle Young

1. Read General Fair Rules and Rules for 4-H/FFA Livestock.
2. Exhibitors must be 12 years of age or younger as of January 1 of the current year.
3. Calf must have been bucket fed and cared for by the 4-H member.
4. Dairy and beef will be judged together.
5. Judging will be based on the cleanliness, general health, grooming, knowledge and showmanship of the calf.
6. There will be no consultative judging prior to the show, only in the show ring.
7. Bucket calves could be boring between January 1 to April 30.
8. These cattle are not eligible for the premium auction.
9. No clipping of any calves for 7-9 year olds; 10-12 year olds may clip calves. Judges may award blue and red ribbons.
10. A Grand and Reserve will be chosen for both bucket calf and 2nd Year bucket calf.

2nd Year Bucket Calf

1. Read Fair General Rules and General Rules for 4-H/FFA Livestock.
2. Calf must be a second-year bucket calf. The calf must have been exhibited the previous year as a bucket calf.
3. There will be separate classes for steers and heifers.
4. These cattle are not eligible for the premium auction.

Classes

1st Year Bucket Calf

11. 4-H Age 7-9 Years Old
12. 4-H Age 10-12 Years Old

2nd Year Bucket Calf

13. 2nd Year Bucket Calf Steers
14. 2nd Year Bucket Calf Heifers

Department 2: 4-H and FFA Dairy Cattle

Show: Friday, July 28 following the Bucket Calf Show
Kingman Expo Center, Indoor Arena
Superintendents: Travis and Erin Self

1. Read General Fair Rules and Rules for 4-H/FFA Livestock.
2. Ownership (and/or leasing) must be prior to May 1 of the current year.
3. Any leased animals must be cared for by the exhibitor by May 1. All grade and leased animals must have completed "4-H Grade Dairy Cattle Leasing Identification Form" on file with the Extension Office by May 1. Registered animals must have registration or transfer papers to the Extension Office by May 1.
4. Each exhibitor will be expected to keep stalls and cattle in presentable condition. All cattle are expected to be healthy and free from disease. All cattle are subject to inspection by the Fair Veterinarian if concern is noted.
5. All exhibitors of cows in milk should be prepared to milk the cow in the show ring if the judge or superintendent requests.
6. Any cow in milk may be brought in the day of the show, shown, and taken home. Dry cows and heifers are to remain on the fairgrounds through the entirety of the fair.
7. The Superintendent and Extension Agent will have discretion to break classes due to the number of entries.
8. The following breeds will be recognized: Jersey, Brown Swiss, Milking Shorthorn, Holstein, Guernsey, and Ayrshire. Be sure to list class breed on entry card. Breed winners will be shown together for champion.
9. Dairy steers must meet all of the requirements of Market Beef. They will show during the Beef Show.
10. If there is less than one animal per breed in a class, they will be combined with other classes at the discretion of the superintendent.
11. First and second place winners in each class are eligible to compete for breed champion. A Grand and Reserve Grand Champion may be selected from the champions and reserve champions, if quality merits.
12. Showmanship age is as of January 1 of the current year.

Classes

15. Spring Heifer calf born after March 1, 2021
16. Winter Heifer born between 12/1/20-2/28/2021
17. Fall Heifer born between 9/1/2020-11/30/2020

18. Yearling Heifer
19. Bred Heifer
20. Cow (2-3 years old)
21. Cow (4 Years and over)
22. Dry Cow

Showmanship

23. Senior (14 and over)
24. Intermediate (10-13)
25. Junior (7-9)

Department 3: 4-H and FFA Meat Goats

Show: Thursday, July 27, 5:00PM
Kingman Expo Center, Indoor Arena
Superintendent: Levi and Loree McBeth & Mike Floyd

1. Read General Fair Rules and General Rule for 4-H/FFA Rules.
2. All goats must be identified with an official USDA premises ID tag (Scrapies Tag). Goats identified with registration tattoos must have legible tattoos and must have registration papers for these animals available for inspection.
3. All goats will need to be free of any signs of sore mouth.
4. All goats will need to be free of signs of active fungal (ringworm) infection.
5. All market classes will be divided by weight.
6. Judging will be based upon the animal's confirmation, general appearance, muscle, and condition.
7. Market animals can be wethers or does.
8. Exhibitors may use a collar, a collar with a short lead, or a halter when showing.
9. Medium/3mm or smaller pinch collars will be allowed.
10. Goats must be shown with all four feet on the ground.

Classes

26. Market Goats (less than 1 year old)
- 26a. Livestock Learner (Cloverbuds)
27. Breeding Does
 - 27a-Junior Yearling Doe (under 1 year old)
 - 27b-Senior Doe (1 year plus)

Showmanship

28. Senior (14 years and over)
29. Intermediate (10-13)
30. Junior (7-9)

Department 4: 4-H and FFA Dairy Goat

Show: Following the Dairy Cattle Show

Kingman Expo Center, Indoor Arena

Superintendents: Jennifer Neywick

1. Read General Fair Rules and General Rules for 4-H/FFA Livestock.
2. Dairy goats do not need to be weighed or tagged.
3. Registered dairy goats must have papers to the Extension Office before May 12.
4. The goats must be registered in the name of the person showing.
5. Non-registered or Grade Dairy Goats must have a picture of the Dairy Goat with the person that is showing to prove ownership.
6. Showmanship classes will be judged first.
7. Exhibitors should be dressed appropriately when showing, preferably in all white.
8. Each exhibitor is limited to a maximum of two dairy goats per class and a total of six animals.
9. All goats must be free from any contagious or infectious disease. Please do not unload dairy goats before the superintendent or veterinarian checks them.

Classes

31. Jr. Doe (up to 4 months of age)
32. Jr. Doe (4-8 months in age, not in milk or previously freshened)
33. Jr. Doe (8-12 months of age, not in milk).
34. Jr. Doe (12-24 months of age, not in milk).
35. Sr. Doe (under 24 months of age, in milk or previously freshened)
36. Sr. Doe (2-3 years of age, in milk or previously freshened)
37. Sr. Doe (3-5 years of age, in milk or previously freshened)
38. Sr. Doe (5 years and older, in milk or previously freshened).

Showmanship

39. Senior (14 years and over)
40. Intermediate (10-13)
41. Junior (7-9)
- 41a. Livestock Learners (Cloverbuds)

Department 5: 4-H and FFA Horse

Show: Saturday, July 22, 8:30am

Kingman Expo Center, Indoor Arena

Superintendents: Jamie Belt and Cindy Belt

1. Read General Fair Rules and General 4-H/FFA Livestock Rules.
2. Each horse exhibited must be owned and/or managed according to the following:
 - a. You may own the horse yourself, lease, or use a family owned horse
 - b. No animal or 4-H/FFA member may show in the same class more than one time
 - c. Only exhibitors are allowed to ride his/her horse while at the Fair Horse Show.
3. To be eligible to exhibit any horse, you must have properly identified each horse with a "4-H Identification Certificate" and submit it to the County Extension Office on or before May 1 of the current year.
4. Horses need to be exercised in appropriate places.
5. All horses are shown at owner's risk.
6. The age of the horse is determined as Jan. 1, in the year a colt is born.
7. Stallions cannot be exhibited in any class.
8. Dress
 - a. Long pants and long-sleeve shirts or blouses must be worn. Pants, shirts, and blouses may vary in color. Extremes of style and/or color, while permissible, are not representative of western attire and do not allow the exhibitor to be presented in a professional manner. In no instance shall "fancy" attire count over a nice, neat, workman-like appearance.
 - b. Participants must wear a western hat and it should stay on during the class. Hats are optional only on timed events. If a rider elects to wear a hat in timed events, it must stay on. If the hat is lost, a two second penalty will be assessed to the final time. Caps are not permitted.
 - c. Western boots are required in all western events. The use of gloves, ties, spurs, and chaps shall be optional.
 - d. Superintendents and Extension Agents, along with the judge, may have the option to wave the dress code due to extreme heat.

10. Champion and Reserve Champion will be selected in halter classes. The champions will compete for Grand and Reserve Champion Halter class horses. No champion selected in performance class.

11. Showmanship-All exhibitors are encouraged to enter showmanship class to be held at the start of the show. Champions and blue ribbons will only be given at the judge's discretion.

12. Timed events-Participants not completing the course will receive a participation ribbon.

13. All Around Awards-Each age group, 6 and under, 7-9, 10-13, 14-8.

14. Horse will not be eligible for the Supreme Showmanship Competition at the County Fair.

Classes

42. 2 Years Old at Halter
43. 3 Years Old at Halter
44. 4 and Over Mares at Halter
45. 4 and Over Geldings at Halter
46. Showmanship (14-18)
47. Showmanship (10-13)
48. Showmanship (7-9)
49. Showmanship (6 and under)
50. Command Class (All Ages)
51. Western Pleasure (14-18)
52. Western Pleasure (10-13)
53. Western Pleasure Walk Trot (7-9)
54. Western Pleasure Walk Trot (6 and under)
55. Western Horsemanship (14-18)
56. Western Horsemanship (10-13)
57. Western Horsemanship Walk Trot (7-9)
58. Western Horsemanship Walk Trot (6 and under)
59. Barrel Racing (7-9)
- 59a. Barrel Racing (6 and under)
60. Barrel Racing (10-13)
61. Barrel Racing (14-18)
62. Flag Race (7-9)
- 62a. Flag Race (6 and under)
63. Flag Race (10-13)
64. Flag Race (14-18)
65. Pole Bending (7-9)
- 65a. Pole Bending (6 and under)
66. Pole Bending (10-13)
67. Pole Bending (14-18)

Department 6: 4-H and FFA Poultry

Check-In: Wednesday, July 26 at 8am-Noon

Show: Friday, July 28 at 8am

Poultry and Rabbit Barn

Superintendent: Shirley Boos, Peyton Boos

1. Read General Fair Rules and General 4-H and FFA Livestock Rules.

2. Classes may be combined or divided at the discretion of the superintendent and/or judge.

3. All poultry (except waterfowl) are required to show proof of being P-T clean by one of the following:

- Originate from a certified U.S. Pullorum-Typhoid clean flock

- Test negative at check-in of the county fair when the

county has been designated by KDA-DAH for surveillance. Routine surveillance testing will be performed for each county fair a minimum of once every

5 years. Kingman County is required to test in 2026

- A KS Department of Agriculture Poultry Exhibition Statement of Origin will be required at the time of

check-in. This form can be picked up at the Kingman County Extension Office.

4. No poultry allowed on premises prior to check-in.

5. No poultry will be released until Saturday after 3:00PM.

6. Cages will be furnished. Exhibitors must provide feed and water.

7. All exhibitors must be checked in on Wednesday between 8am and NOON. Do not drop off animals prior to check-in.

8. All exhibits must be the result of the exhibitors current 4-H/FFA project and product of the exhibitors own efforts.

Classes

68. Standard breeds; large fowl; one young bird, either sex
69. Standard breeds; large fowl; one old bird of either sex
70. Standard breeds; Bantams; one young bird of either sex
71. Standard breeds; Bantams; one old bird of either sex
72. Production Pullets; Pen of 3 Standard bred, crossbred or stained cross pullets to be judged on egg production qualities
73. Production Hens; Pen of 3 Standard bred, crossbred, or stain cross hens to be judged on egg production qualities
74. Dual purpose pullets; Pen of 3. Such as Rhode Island Reds, New Hampshire, Plymouth Rocks, etc.
75. Dual purpose hens; Pen of 3. Such as Rhode Island Reds, New Hampshire, Plymouth Rock, etc.
76. Livestock Learners (Cloverbuds)
77. Turkeys, all breeds, on bird of either sex
78. Ducks, Call or Bantam, all breeds, on bird of either sex
79. Ducks, all breeds, one bird of either sex
80. Geese, all breeds, one bird of either sex

Showmanship

81. Senior Showmanship (14 and up)
82. Intermediate Showmanship (10-13)
83. Junior Showmanship (7-9)

Department 7: 4-H and FFA Rabbits

Show: Friday, July 28 Following the Poultry Show
Poultry and Rabbit Barn

Superintendent: Shirley Boos, Peyton Boos

1. Do not drop-off animals prior to check-in on Wednesday, July 26 8am-Noon.
2. All exhibits must be checked in on Wednesday between 8am to NOON.
3. Read Fair General Rule and General Rules for 4-H and FFA Livestock.
4. All exhibits must have a tattoo in the left ear. Cards must be properly marked with fair number and breed of animal.
5. Exhibitors must furnish feed and water. Exhibit pens will be available.

6. Colored and white fur entries must be made from rabbits that are entered in the regular classes.
7. Each exhibitor is limited to 6 entries.
8. ALL EXHIBITORS OF RABBITS SHOULD BE ON HAND WHEN THE RABBITS ARE JUDGED. Exhibitors should bring their rabbits to the judging table.
9. Breed classes only may be broken down further at the discretion of the judge and superintendent.
10. Mixed rabbit classes are limited to 1st and 2nd year rabbit members (no mixed breed classes at the State Fair).
11. Classes will be judged by breed of rabbit and will be broken down into breed categories after entries are received on Wednesday.
12. All exhibits must be the result of the exhibitors current 4-H/FFA project and products of exhibits own efforts.
13. Pre-Junior (under 3 months) breeds; Beveren, Californian, Champagne, D'Argent, Checkered Giant, American Chinchilla, Giant Chinchilla, Cinnamon, Creme D'Argent, Hotot, New Zealand, Palomino, and Satin.
14. Intermediate (6-8 months) breeds; American, Giant Angara, Beveren, Californian, Champagne, D'Argent, Flemish Giant, Hotot, English Lop, French Lop, New Zealand, Palomino, Satin, and Silver Fox.
15. Senior (8 months of age and over): breeds other than those listed having intermediate classes, eight months of age or over for breeds having intermediate classes.

Breeding Classes

84. Senior Buck
85. Senior Doe
86. Intermediate Buck
87. Intermediate Doe
88. Junior Buck
89. Junior Doe
90. Pre-Junior Buck
91. Pre-Junior Doe
92. Meat Pen

Fur Classes

93. Normal White
94. Normal Colored Fur
95. White Satin Fur
96. Color Satin Fur
97. White Rex Fur
98. Colored Rex Fur
99. White Wool Fur
100. Colored Wool Fur
101. Livestock Learners (Cloverbuds)

Showmanship

102. Senior Showmanship (14 and up)
103. Intermediate Showmanship (10-13)
104. Junior Showmanship (7-9)
- 104a. Cloverbud Showmanship

Department 8: 4-H and FFA Sheep

Show: Thursday, July 27 at 5:00PM

Kingman Expo Center, Indoor Arena

Superintendents: Cami McAndrew and Cindy Belt

1. Read General Fair Rules and General Rules for 4-H and FFA Livestock.
2. Market classes will be divided by weight.
3. Lambs with tails will not be accepted.
4. Marked lambs born prior to Jan. 1 of the current year are not eligible to compete.
5. All sheep must be identified with an official USDA Scrapies Tag.
6. All market lambs and commercial ewes must be "slick shorn" above the knee and hock joints, including the head, before arrival on the grounds. A maximum of 0.2 inches of wool is permitted. Touch up clipping will be allowed in designated areas.
7. No artificial coloring or use of adhesives is allowed on market lambs.

Classes

105. Market Lambs
106. Breeding Lambs
107. Yearling Ewe (between the ages of 1 and 2 and have not had a lamb)

Showmanship

108. Senior Showmanship (14 and over)
109. Intermediate (10-13)
110. Junior (7-9)
111. Livestock Learners (Cloverbuds)

Department 9: 4-H and FFA Swine

Show: Thursday, July 27 at 7:30am

Outdoor Livestock Arena

Superintendents: Jason Belt and Andy Kostner

1. Read General Fair Rules and General Rules for 4-H and FFA Livestock.
2. All gilts must be born between Jan. 1 and March 31 of the current year.
3. Market gilts or barrows may show in Market Hog Class. A gilt shown as a breeding gilt may not show again in the market class.
4. Market classes will be divided by weight so that each class will have a sufficient number.
5. Any pig with an obvious abscess or open (unhealed) wound will not be allowed to show or enter the Premium Livestock Auction.
6. Lightweight and heavyweight hogs cannot enter the Livestock Premium Auction.
7. Market hogs farrowed before Jan. 1 of current year are not eligible to compete.

Classes

112. Market Hog
- 112a. Livestock Learners (Cloverbuds)
113. Breeding Gilt
- 113a. Livestock Learners (Cloverbuds)

Showmanship

114. Senior Showmanship (14 and up)
115. Intermediate Showmanship (10-13)
116. Junior Showmanship (7-9)

OTHER LIVESTOCK COMPETITIONS

Rate of Gain Contest

All market animals weighed at official spring weigh-ins are automatically entered in the Rate of Gain Contest for each species. Weight taken at the County Fair will be used to determine final weight. The rate of gain will be calculated as the difference between the final weight and spring weight divided by the number of days between weigh-in dates. Must have weight at County Weigh-In to participate.

Supreme Showmanship Contest

Saturday, July 29 at 8:00am

Outdoor Livestock Arena and Expo Center Indoor Arena

The Supreme Champion Showmanship Contest will consist of Grand Champion and Reserve Grand Champion (Only Purple or Blue Ribbons are eligible for Grand and Reserve Grand Champion) Senior, Intermediate, and Junior for each of the four species- beef, sheep, swine, and meat goats. If an individual qualifies in more than one species, upon selection of the specie they wish to present, the third-place individual from the unselected species will participate in the Supreme Showmanship if a purple or blue ribbon merits. The judges will score each of the classes. The scores will be based on a point system. The contestant with the LOWEST score will win. First place will be worth one point, second place will be worth two points, third place will be worth three points, fourth place will be worth four points, and fifth place will be five points. At the conclusion of all four classes, the judges will announce the winner for the Supreme Champion Showmanship Contest based on the lowest score. Animals will be chosen by the Extension Agent(s) and Superintendents. Contestants will draw numbers to decide what animals they will be showing. If the exhibitor agrees to participate in the Supreme Showmanship, their animal(s) are eligible to be used for the contest. Contestants will not be permitted to show their own animals. If you draw your own animal, you must pick another number. A brief informational meeting will be held prior to the contest in each species to discuss rules and procedures. At this time, the contestants will draw numbers of the order and animal.

1. Contestants must be the Grand Champion or Reserve Grand Champion of a species.
2. Animals that will be showing in the contest will be picked by the Extension Agent(s) or Superintendents choosing NO LATER THAN 5PM ON THE DAY PRIOR TO THE CONTEST. No last minute changes will be made, unless the animals is no longer capable to show.
3. Exhibitors will choose animals as luck of the draw by pulling ear tag numbers.
4. Judges will be judging on the individual's showmanship ability and not on the presentation of the animal.

5. Animals that are being used in the Supreme Showmanship Contest must be ready. **Animals will be clean and presentable**

6. All showmanship rules and regulations regarding attire, cleanliness, and sportsmanship apply.
7. There will be a 10 minute time limit on showing.
8. If they are not at the specified location by the specified time, the contest will forfeit their place in the contest.
9. In the event of a tie, the lowest place in the class will deem runner-up.

4-H Herdsmanship Award

Beef, Sheep, Swine, Bucket Calf and Goat

See schedule for times

Age divisions: Junior (7-9), Intermediate (10-13), and Senior (14 and up).

All 4-H'ers are required to participate in the following events to be considered eligible for the Herdsmanship Contest (absence allowed only due to valid reason approved by the Extension Agent(s)).

1. Attend and help with Fairgrounds Set-Up
2. Attend the Livestock Exhibitor's Meeting
3. Participate in showmanship
4. Participate in an interview with the Herdsmanship Judge
5. Complete an educational display
6. In the event of a tie, the larger interview score wins

Point System

Interview-35 points

Educational Display-35 points

Cleanliness of Aisles & Stalls-30 points (15 points/day)

Interview-35 points possible

1. Is the 4-H'er prepared?
2. Did he/she greet the judge in a professional manner?
3. Is the 4-H'er knowledgeable about their project?

Sample Questions

- a. When did you buy this animal?
- b. What breed is it?
- c. What did it weigh at spring weigh-in and at fair weigh-in?
- d. What was its average daily gain?
- e. What do you feed your animal?
- f. How much do you feed your animal?
- g. What are your plans for your animal?
- h. What was your biggest challenge?
- i. What was your favorite part?
- j. What do you do daily to prepare your animal?

Educational Display-35 points

1. Is the display easy to read and understandable?
2. Does the display present correct information?
3. Is it age appropriate?
4. Does the 4-H'er understand what is on the poster?
5. If a family display, did each member contribute and understand their part?

Cleanliness of Aisles & Stalls-30 points

1. Are stalls and aisles clean, including fresh bedding?
2. Are the stall cards up and legible?
3. Does the animal have fresh, clean water?

The Herdsmanship interview times are listed in their specie barn. Each 4-H'er will have an opportunity to visit with the Herdsmanship judge at some time during the Fair. A sheet will be posted in each barn with the exhibitor name and time. It is the responsibility of the exhibitor to show up on time. It is possible your name could be drawn multiple days if you have multiple species at the Fair.

Cleanliness will be judged on a random schedule. A judge will be walking the stalls during the fair to judge exhibitors on cleanliness.

Barn to Barn Competition

Winners will be determined as the group of 4-H'ers or FFA members who has best cared for their species' barn during the Fair. Judging will take place throughout the Fair. The three areas to compete in Barn to Barn will be:

1. Swine Barn
2. Sheep/Goat Barn
3. Beef, Bucket Calf, Dairy Barn

All participating livestock kids will be treated to ice cream floats served during the tabulation of the Supreme Showmanship Contest. The winning barn will be served first and the winning barn barn will also be recognized at the Premium Auction as being the group of 4-H'ers who best cared for and best presented their livestock barns during the fair. Recognition should be made before their species group sells.

Barns not meeting the 4 requirements as listed above (fairground clean up, display, showmanship, interview) will not be eligible to win the Barn to Barn Competition. 4-H'ers and FFA members are encouraged to work together and help the group best present their species. In the case of ties, the nominee with the better interview score by the Herdsmanship judge will be the winner. Individual winners will receive an award.

Department 10: 4-H Dog Show

Show: Sunday, July 23 at 8am

Kingman Expo Center, Indoor Arena

Superintendent: Pam FINDER

1. Exhibitors will follow the “Kansas 4-H Dog Show Rule Book” and “4-H Agility Rule Book”. (Available from the Extension Office).
2. Dogs at the show must be kept on a leash at all times except when competing in “off leash” competition.
3. Any outward abuse of a dog will result in disqualification by the superintendent.
4. No one other than the 4-H exhibitors can work or groom his/her dog at the show.
5. Members of the dog project are required to train their own dog with assistance from project leaders.
6. No dog in season will be allowed to show in agility, showmanship, or obedience and must be removed from the show immediately.
7. Good sportsmanship shall be observed at all times.
8. No ribbon will be given to dogs/handlers if they are dismissed from the ring by the judge due to: dog leaving the ring or out of control, dog being overly aggressive, handler using abusive language or unsportsmanlike conduct, or baiting dog.
9. Champion awards and reserve awards will be awarded for each showmanship and obedience class if there is a qualifying blue ribbon. Champion awards will be awarded in agility in the handler and dog completing the course with top qualifying run.
10. All participants in agility must have control of their dogs and be approved by the leader.
11. Agility equipment-dogs must wear a buckle or snap collar with nothing attached during competition.
12. 4-H Dog Show Immunization Record (MG-34 Revised) must be completed for each dog entered. This record may be printed on any color paper. Original photocopies are acceptable.

Showmanship Classes

117. Pre-Junior Showmanship (7-9)
118. Junior Showmanship (10-11)
119. Intermediate Showmanship (12-14)
120. Senior Showmanship (15-18)

Obedience Classes

121. Pre-Novice A: Open only to first year dog project members and their dogs with no previous obedience training.
122. Pre-Novice B: Open to those who have not qualified Pre-Novice. All exercises to be completed on lead.
Note: Pre-Novice classes do not qualify the handler or dog for the State Fair.
123. Novice: Open to those who have qualified in Pre-Novice but have not qualified in Novice.
124. Graduate Novice: Open to those who have qualified in Novice.
125. Champion Open A

Agility I

126. Agility I Level 1: Open to those who have agility training (a copy of the agility rules is available at the Extension Office).
- 126a. Agility I Level 2
- 126b. Agility I Level 3

Agility II

127. Agility II Level 1
- 127a. Agility II Level 2-Open to those with 10 points in Agility I and pre-qualified at the State Fair to move on the previous year.
- 127b. Agility II Level 3

Department 11: 4-H Pets

Show: Thursday, July 27 at 9am

Kingman Expo Center, South end of ramp

1. 4-H members must be enrolled in the project.
2. Cat exhibits must be vaccinated for Rabies and Feline Distemper. Vaccination for pneumonia and viral rhinotracheitis is recommended at least **2 weeks prior to exhibiting**.
3. An official vaccination certificate will be required in order to exhibit cat projects.
4. Pre-entry must be completed by May 12.
5. Pregnant females cannot be exhibited.
6. Cats must be in crates or cages.
7. Hand and aquarium pets will be exhibited at owner's risk.
8. Cats and hand pets entered in the show need to be at the Fair only during the time of showing.

Note: Posters and educational displays will be judged in Department 33 4-H and FFA Miscellaneous.

Classes

128. Cat
129. Hand Pets (in cage)
130. Aquarium Pets
131. Birds
132. Other Pets
133. Cloverbud Pets

Department 12: 4-H and FFA Entomology

Check-In: Wednesday, July 26 at 4-6:00pm

Judging: Friday, July 28 at Noon

Kingman Expo Center, North Room

Superintendent: Sukesh Kamesh

A 4-H or FFA member may exhibit in the ENTOMOLOGY COLLECTION, ENTOMOLOGY NOTEBOOK, AND/OR EDUCATIONAL DISPLAY classes in the Beginning, Intermediate, or Advanced phase in which they enroll. Resources for exhibiting can be found on the Kansas 4-H Entomology project page.

Collection Classes

1. All entries should be submitted in an 18''x24''x3.5'' wooden display box with a clear, plastic top (such as plexiglass). Boxes can be handmade or purchased as long as they are of the correct size. Instructions and plans can be found at <http://www.kansas4-H.org/projects/agriculture-and-natural-resources/entomology.html>
2. 4-H and FFA members may choose to use of two taxonomies:
 - a. As printed in "Insects in Kansas" book
 - b. As printed on the "Insects in Kansas Book: 2016 Revised Taxonomy," which follows www.bugguide.net.
3. Each exhibitor is required to identify each box with two identification labels bearing the exhibitors name, county or district, the collection class the 4-H/FFA member is enrolled in and statement of taxonomy used. One label goes in the upper left corner of the box (inside) and the other on the lower right corner of the box (outside). Arrange specimens in the box so the box can be displayed lengthwise.
4. The number of orders, specimens (and families where required) must be included on both of the exhibitor's box identification labels. Only one adult insect per species can be used in the Collection Boxes and Notebook Classes, unless labeled male or female and correctly identified.
5. A completed 4-H Entomology Photo Release Form must be attached to the Entry Card for all exhibits.
6. Arrangement of specimens: The preferred method is to arrange the insects in groups or rows parallel to the short sides of the box. Specimens are to be arranged by Order in the box, then Family were required.
7. Two labels should be centered on the pin underneath each specimen. First (closest to the specimen) is the common name label and the second label should be date/locality. Full county name and state abbreviation on the second label. Collector's name or host on the date/locality label is optional.
8. The specimens should be collected by the exhibitor and should focus on Kansas insects. Insects may be collected from one country into bordering states and labeled accordingly. Please refer to "Entomology Collection Exhibit Resource" for full details on out-of-state insects in collections.

9. Only specimens of the class Insecta should be included.
10. Purchased insects are not to be exhibited in collections, but they may be used in educational displays.
11. Specimens of soft bodied insects such as aphids, lice, termites, etc., should be exhibited in alcohol filled vials; however, the use of alcohol filled vials should be limited to only those specimens that lose their shape when pinned, since the vials pose a significant hazard to the rest of the collection if they become loose in transit.

Classes

134. Beginning I Entomology Collection. Display in one standard box, a minimum of 50 and maximum of 125 species representing at least 7 orders. Follow guidelines listed for Collections. Members can exhibit in this class a maximum of 3 years or until they receive a purple ribbon at the Kansas State Fair, whichever comes first.

134a. Cloverbud Entomology

135. Beginning II Entomology Collection. Display in one standard box, a minimum of 75 and maximum of 150 species representing at least 9 orders. Follow guidelines listed for Collections. Members can exhibit in this class a maximum of 3 years or until they receive a purple ribbon at the Kansas State Fair, whichever comes first.

136. Intermediate Entomology Collection. Display a minimum of 100 and a maximum of 300 species representing at least 10 orders. Two standard boxes can be used. Follow general guidelines listed for Collections. In addition, family identification is required for all insects in any two of the following six orders (only two will be counted for judging)

- a. "Insects in Kansas" book-Orthoptera, Hemiptera, Homoptera, Coleoptera, Hymenoptera, and/or Diptera
- b. "Insects in Kansas Book: 2016 Revised Taxonomy," which follows www.bugguide.net-Odonata, Orthoptera, Hemiptera, Coleoptera, Hymenoptera, and/or Diptera.

Members can exhibit in this class for a maximum of 3 years. A 4-H'er may move up if they receive a purple ribbon.

137. Advanced Entomology Collection. Display a minimum of 150 and a maximum of 450 species representing at least 12 orders. Three standard boxes may be used. Follow the guidelines for Collections. Family identification is required for all insects belonging to the six basic orders as outlined under the Intermediate phase. Only families in the above six orders will be counted for judging. Family identification of insects in the remaining orders is optional, but desirable as long as accuracy is maintained. On a piece of paper, list what you did to improve your collection during the current year. Examples include; what insects did you add or replace, what orders and/or families you added, what leadership you provided in this project, and/or what insects you have studied. Attach paper to the back on one of the display boxes. Members may continue to exhibit in this class at the Kansas State Fair for an unrestricted number of years as long as they remain eligible for 4-H membership.

Notebook Classes

1. Individual entries are to be placed for display in a three-ring notebook for competition.
2. A completed 4-H Entomology Photo Release Form and must be attached to the Entry Card for all exhibits.
3. 4-H'ers may choose one of the two taxonomies:
 - a. As printed in "Insects in Kansas" book
 - b. As printed in the "Insects in Kansas Book: 2016 Revised Taxonomy, which follows www.bugguide.net.
4. 4-H'ers who have been previously enrolled in or are currently enrolled in the other phases of the Entomology project need to start with the Beginning Phase of Entomology Notebooks, not the Introductory phase.
5. Each exhibitor is required to identify the notebook by placing a Title Page in the front of the notebook bearing the exhibitors name, county or district, and class the 4-H'er is enrolled in and statement of taxonomy used:
 - a. "Insects in Kansas" book
 - b. "Insects in Kansas Book: 2016 Revised Taxonomy," which follows www.bugguide.net.

The number of orders, specimens and families (required in Intermediate and Advanced classes) must also include the title page.

6. Specimen pages should be grouped according to order and should include one page per species. If more than one insect is in the photo, an arrow to indicate the identified insect should be used.

7. Date, common name, full county name and state abbreviation should be included for each species.

Collector's name on the specimen page is optional.

8. Specimen pages should have two different views of the insect if possible. If pictures are taken on different dates/localities, include information for both.

9. A statement describing the habitat where found/host plant may be included and is encouraged and will be worth a bonus of 10 points total, not per page. For Intermediate and Advanced notebooks, this is strongly encouraged.

10. A divider page is to be placed in front of each order of insects with the order name printed on the tab for the page as well as on the front of the divider page.

11. For Intermediate and Advanced classes, insects are also to be grouped by family behind each order divider.

12. If the exhibitor has been in the same class for more than one year, a separate sheet of paper needs to be added stating how many years the exhibitor has been in this class of the project and what the exhibitor did this year to improve their notebook. Place the paper just behind the Title Page in the front of the notebook.

13. A special project must be completed each year and included in the notebook. See project guideline materials for specifications.

14. Refer to the publication "[Entomology Collection Notebook Guidelines](#)" on the Kansas 4-H Entomology web page for more detailed rules for exhibiting.

Classes

138. Introductory Entomology Notebook. Display a minimum of 10 and a maximum of 30 insect species representing at least 6 different orders. Follow the guidelines listed for Notebooks, including the Special project. A 4-H member must be of minimum age to complete at the Kansas State Fair. A 4-H member may exhibit in this class for a maximum of 2 years.

139. Beginning Entomology Notebook. Display a minimum of 20 and maximum of 60 insect species representing at least 7 different orders. Follow the guidelines listed for all Notebooks, including the Special project. Members can exhibit in this class for a maximum of 3 years or until they receive a purple ribbon at the Kansas State FAir, whichever comes first.

140. Intermediate Entomology Notebook. Display a minimum of 60 and a maximum of 100 species representing at least 9 orders. Follow the guidelines listed for Notebooks, including the Special project. In addition, family identification is required for all insects in any two of the following six orders (only two will be counted for judging):

- a. "Insects in Kansas" book-Orthoptera, Hemiptera, Homopster, Coleoptera, Hymenoptera, and/or Diptera
- b. "Insects in Kansas Book: 2016 Revised Taxonomy" which follows www.bugguide.net - Odonata, Orthoptera, Hemiptera, Coleoptera, Hymenoptera, and/or Diptera

Members can exhibit in this class for a maximum of 3 years. A 4-H'er may move up if they receive a purple ribbon.

141. Advanced Entomology Notebook. Display a minimum of 100 and a maximum of 200 species representing at least 12 orders. Follow the guidelines listed for Notebooks, including the Special project. Family identification is required for all insects belonging to the six basic orders as outlined under the Intermediate phase. Only families in the above six orders will be counted for judging. Family identification of insects in the remaining orders is optional, but desirable as long as accuracy is maintained. Members may continue to exhibit in this class for an unrestricted number of years as long as they remain eligible for 4-H members.

Educational Display Classes

General Guidelines

1. Share with others what you learned in this project. Exhibit any activity or learning experience related to the field of entomology or the Teaming with Insects curriculum that does not fit into the Entomology Collection or Notebook classes above.
2. Follow copyright laws explained in the general rules.
3. The exhibit may be, but isn't limited to, original works, digital presentations (must provide printed hardcopy for exhibit purposes for duration of the fair), programs, websites, games, apps, display box, notebook, display, or poster which you have made.
4. If the exhibit is a wooden display box, it must be 18"x24"x3.5" with a clear plastic top (such as plexiglass) and displayed horizontally. If the exhibit is a poster, it must not be larger than 22"x28". If the exhibit is a display, maximum size is not to exceed a standard 3'x4' tri-fold display board.
5. Name and County/District must clearly be marked on educational exhibits.
6. A completed 4-H Entomology Photo Release Form must be attached to the entry card for all exhibits.

Classes

142. Beginning Educational Display. Classes for individuals that are exhibiting in the Beginning I and II Collection or Beginning Notebook Classes. If only exhibiting in this category, then ages 9-12.
143. Intermediate Educational Display. Class for individuals that are exhibiting in the Intermediate Collection or Intermediate Notebook Classes. If only exhibiting in this category, then ages 11-14.
144. Advanced Educational Display. Class for individuals that are exhibiting in the Advanced Collection or Advanced Notebook Classes. If only exhibiting in this category, the ages 13 or older.

Special Class-Monarch Butterfly

145. Monarch Butterfly Educational Display. Exhibits should teach the public about the Monarch Butterfly and/or ways to protect and conserve it. The information should show nectar sources for adult butterflies and food sources for caterpillars, Monarch tagging, collection of native milkweed and the packaging it to give to others to plant, a group working together to plant a Monarch friendly garden, etc. 4-H'ers may create a poster, notebook, standard size tri-fold display, diorama, slideshow, or other visual display that shows information on Monarch butterflies. If a slideshow, please have it on a flash/zip drive to display along with a printed copy of the presentation.

Department 13: 4-H and FFA Honey, Horticulture & Crops

Check-In: 10am-NOON, Thursday July 27

Judging-1PM, Thursday, July 27

Superintendent: Cami McAndrew

1. Exhibits in their division should be as mature as possible.
2. All exhibits must be properly labeled and be on paper plates. List name of variety on entry card.
3. Entries must be identified by hybrid or variety name.
4. All classes calling for a gallon sample may have a 2 ½ -3 inch in diameter cylinder placed in a glass gallon container to reduce the amount of grain to three quarts.

Classes

146. Wheat (1 gallon in wide mouth jar)
147. Oats (1 gallon in wide mouth jar)
148. Barley (1 gallon in wide mouth jar)
149. Grain Sorghums (10 heads)
150. Forage Sorghums (10 heads)
151. Corn (10 ears)
152. Alfalfa Hay (either normal or small 1-ft cubic bale)
153. Other
- 153a. Cloverbuds Crops
154. Garden Display. Limited to four square feet of space.

Exhibit consists of any five (5) different fresh vegetables regardless of size category. Canned vegetables are not acceptable. Only 1 variety of a specific vegetable may be exhibited.

Display should be exhibited in tray, basket, or container.

The number of individual vegetables is as follows:

Large Vegetables

(1 each) Watermelon, square, pumpkin, eggplant, cabbage, potatoes, cantaloupe.

Medium Vegetables

(5 each) Cucumbers, peppers, tomatoes, parsnips, carrots, okra, beets, Irish potatoes, onions, sweet potatoes, radishes.

Small Vegetables

If small fresh vegetables, such as green beans, are used as 1 of the five different vegetables, a dozen is suggested (12 each) Green snap beans, wax beans, English peas, radishes, or other small sized vegetables.

Small Fruits

(one half-pint box) Strawberries, blackberries, raspberries, or other small sized fruits.

Tree Fruits

(5 each) Apples, pears, peaches, or similar sized fruits

Grapes-(Two bunches)

4-H/FFA Horticulture

1. Read General Rules.
2. All horticulture exhibits must be grown by the exhibitor.
3. All exhibits must be properly labeled with class, name of exhibitor, fair number, club, and address. Must be secured to exhibit.
4. Place entry on disposable plate with entry card. Large items may have entry card attached by string or tape.
5. Exhibitors may exhibit up to 4 exhibits of fruits and/or vegetables and up to 4 floral exhibits.

Individual Vegetable Exhibit Classes

155. Small Vegetable Specimen Plate (12). Examples are green snap beans, yellow wax beans, radishes, or other small vegetables.

156. Medium Vegetable Specimen Plate (5). Examples are cucumbers, cherry tomatoes, tomatoes, beets, white onions, yellow onions, red potatoes, white or Russet potatoes, carrots, mini pumpkins, decorative gourds, or other medium-sized vegetables, radishes.

157. Large Vegetable Specimen (1). Examples are watermelon, summer squash, winter squash, large type pumpkin, eggplant, cabbage, cantaloupe, or other large vegetables.

158. Fresh Culinary Herbs (6). Should be displayed in disposable water container. Dried herbs are not accepted.

159. Tree Fruits (5). Examples are apples, pears, peaches, etc. Grapes need to have a plate of two bunches.

Science in Horticulture

160. Plant Propagation Exhibit

161. Other Scientific Exhibit (plant response to light, fertilizer, etc.)

161a. Cloverbud Horticulture

Landscaping with Horticulture

162. Best Bouquet of Flowers

163. Perennial Garden, Flower, Cut Specimen, Single Stem

164. Perennial Garden, Flower, Cut Specimen, Multiple Stems

165. Fresh Flower Arrangement

166. Dried Flower Arrangement-no fabric or plastic material allowed.

Note: It is recommended that flowers and arrangements be in disposable containers (single stems in pop bottles or disposable bottles). Mark with your name on the container. Potted plants not accepted. Items should be grown, not purchased.

167. Plant

Pre for House and Grounds. Planned improvement drawn to scale (before and after pictures may be included to show progress).

Honey

168. Bulk Honey-1 Standard extraction frame. The comb is not acceptable (wrap in cellophane).

169. Extracted Honey-3 standard, 2 pound honey jars.

170. Other Honey Related Exhibit

Department 14: 4-H Geology and Lapidary

Check-In: Wednesday, July 26 from 4-6pm.

Judging: Friday, July 28 at NOON

Kingman Expo Center, North Room

Superintendent: Sukesh Kamesh

1. The exhibit box should be 18''x 24''x 3.5''.

Plexiglass covers are required. Boxes with glass covers WILL NOT be accepted. All specimens are to be arranged across the narrow (18'') dimension of the exhibit box, making the exhibit 18'' across the top and 24'' deep exactly. If a box has a sliding plexiglass cover, it must be removable from the top. Screws, locks, or other devices that would prevent judges from removing the cover should not be used.

2. Each exhibitor is required to identify each display box by placing an identification label bearing name, county or district, and number of specimens in the upper left-hand corner of the Plexiglass cover (inside-use clear double sided tape to adhere gummed labels), and by attaching a label with the same information on the lower right corner of the box (outside).

3. Exhibitors may enter in both geology and lapidary classes.

4. Exhibitors may show in only one of the first four geology classes. Exhibitors may also show in geology class in only lapidary class.

5. Geology specimens should be labeled with the number of specimen, date collected, specimen name or description, and locality (county) where collected.

6. For geology classes 1-4, specimens should be mounted in the box by proper groups: rocks, minerals, fossils. Fossils must be identified to the Phylum, Class and Genus level. Genus name begins with a capital letter. Species names are all lower case. Genus and species names must either be italicized or underlined, not both. The words "phylum, class, genus" on labels are to be spelled out, not abbreviated. More than one specimen of the same kind of rock or mineral or species of fossil may be exhibited if the duplication represents different geological formations. Specimen label must show this distinctions (Fort Hays limestone, not just limestone; Calcite from the Greenhorn Formations, not just calcite; Phylum:Brachiopoda, Class:Articulata, Genus:Compositae from Morrill Limestone member, not just Phylum: Brachiopoda, Class: Articulata, Genus: Compositae)

7. For geology classes 1-4, all specimens must be collected (not purchased) by the participant from locations in Kansas. Out-of-state specimens will not count in the minimum number for the class, nor will they be considered in the judging. Exceptions include Tri-State Mining Area specimens from these three adjacent counties: Ottawa Co., OK and Newton and Jasper Counties, MO.

Classes

171. Geology 1. Display at least 15 rocks, minerals, and fossils. 5 specimens have to be collected during the current 4-H year and remaining 10 specimens could be collected from previous years. Exhibitors are limited to one exhibit box.

171a. Cloverbud Geology

172. Geology 2. Display at least 30 different rocks, minerals, or fossils. At least five of each. **Five must be collected during the current 4-H year.** Exhibitors are limited to one exhibit box.

173. Geology 3. Display at least 45 rocks, minerals, or fossils. At least 5 of each. **Five must be collected during the current 4-H year.** Exhibitors are limited to two boxes. Identify these as igneous, metamorphic, or sedimentary. These rock types must be spelled out on labels or have a legible key.

174. Geology 4. Display at least 60 rocks, minerals, or fossils. At least 5 of each. **Five must be collected during the current 4-H year.** Exhibit limited to two boxes. List the items as igneous, metamorphic or sedimentary.

175. Geology Educational Exhibit. Exhibits related to everyday living, or to a mineral test, a rock formation, geological history, species of a fossil, forms of one mineral, a variation of one kind of rock, archaeological artifacts, or Indian artifacts. Digital formats are accepted. Please make arrangements for the judge to view your exhibit and have a hard copy for display. Exhibit limited to 4 feet of table space.

Lapidary

1. Lapidary will be judged on the following criteria:

- a. Workmanship and Content-60 points
- b. Presentation and Showmanship-30 points
- c. Accuracy of Information-10 points

2. An exhibit box smaller than the standard size may be used for the lapidary exhibits if appropriate (18"x12"x3.5"). Specimens should be arranged across the 18" dimension of the exhibit box, making the exhibit 18" across the top and 12" deep.

3. All lapidary specimens should be labeled with the following information:

- a. Specimen name
- b. Place of origin (country, state or county; county required for Kansas specimens)
- c. Purchased or self-collected
- d. Date lapidary treatment began
- e. Date lapidary treatment completed (treatment completed after the State Fair is considered a new year specimen)

Classes

176. Lapidary 1. Display at least 5 varieties of polished (tumbled) specimens and 5 varieties of unpolished specimens that have not yet received lapidary treatment. These do not have to be an example of 'before and after', nor do they have to be self-collected. Locales must be identified.

177. Lapidary 2. Display before-and-after examples of at least 3 varieties of specimens, at least 2 tumble-polished and 2 unpolished of each. There is no requirement that the exhibitor collect any of these. Locales must be identified. Lapidary work should be done during the current 4-H year.

178. Lapidary 3. Display before-and-after examples of at least 6 varieties of specimens 2 tumble-polished and 2 unpolished of each. At least two varieties should be collected from the native site by the exhibitor, at least one of which comes from Kansas. Locales must be identified. Lapidary work on at least three varieties should be done during the current 4-H year.

179. Lapidary 4. Display before-and-after examples of at least 9 varieties of specimens, at least 2 tumble-polished and 2 unpolished of each. At least three varieties should be collected from the native site by the exhibitor, at least two of which come from Kansas. Locales must be identified. Lapidary work on at least three varieties should be done during the current 4-H year.

180. Lapidary 5. Exhibit at least 6 specimens that have not previously been exhibited, which have received lapidary treatment. Lapidary treatment may consist of polishing, and end, face, or flat lapping. Specimens must represent at least 3 different varieties and include at least three cabochons of any size or shape, only one of which may be free-formed. A cabochon is a style of cutting in which the top of the stone forms a domed or curved convex surface. Three of the specimens must be mounted into jewelry findings.

Department 15: Commissioner's Cookies for College

Cookie Jars Judged by our panel of Kingman County Commissioners!

Judging is on Thursday, July 27 at 9am.

Kingman Expo Center, North Room

1. Use a gallon jar. These may be obtained from restaurants, school cafeterias, etc. See-through jars are preferred.
2. The jars may be decorated with paints and materials. Cookies must be visible through at least 50 percent of the jar and each cookie should be wrapped separately in clear plastic wrap.
3. Nine different varieties of cookies must be displayed. For example: sugar, chocolate chip, peanut butter, etc. Additionally, one cookie of each kind should be brought on a covered plate for judging (think of a theme for types of cookies in your jar—all oatmeal, all international, all sugar-free, etc).
4. All jars must be entered on Wednesday, July 26 from 4-6pm in the North Room.
5. Include a total of not less than 25 cookies and all receipts. The cookies need not be uniform.
6. Every club is encouraged to participate. This is an Open Class Exhibit as well.
7. Each Cookie Jar will be auctioned off at the Livestock Auction on Saturday evening. All proceeds will go to the Kingman County Scholarship Fund.
8. This project is not limited to 4-H clubs. Any individual or community club or organization may make an entry for the Cookies for College competition.
9. Cookie jars do not need to reflect the fair theme.
10. One jar will be chosen as an Endowment Jar to be sold for the purpose of building the 4-H Scholarship Program.

Class

181. Cookies for College Cookie Jar

Interested in purchasing Cookies for College Cookie Jar? Your investment in the future of Kingman County 4-H'ers can be made at the Livestock Premium Auction on Saturday, July 29! Funds raised are used for the Kingman County 4-H Scholarship Fund.

Department 16: 4-H/FFA Food and Food Preservation

Judging: Wednesday, July 26 from 9:00am-2:00pm.

Kingman Expo Center, South Room

Superintendents: Barb Schultz, Ty Schultz

JUDGING TIMES BY CLUB VIA SIGNUP

GENIUS. All Exhibitors will be allowed to see BOTH livestock and Purple Ribbon Food at the premium auction this year.

1. Read General Rules.
2. All foods must be pre-entered. Please be sure you entered under the correct age category (age is the age as of January 1 of the current year).
3. Recipes are required or entry will be lowered one ribbon value.
4. For food safety purposes, any food with custard and dairy-based fillings and frostings (example, cream cheese) flavored oils, raw eggs, "canned" bread or cakes in a jar, cut fresh fruit or any food requiring refrigeration (example, bacon) or unbaked exhibit with raw flour (example, No Bake Cookies) will not be judged. Refer to K-State Research & Extension Publication, 4-H488, Judge's Guide for Food and Nutrition Exhibits, for information to help you make informed, safe food decisions.
5. Conference judging is for the benefit of the exhibitor. Parents and leaders are welcome to listen to the judges' comments, however, all discussions will be with the exhibitor.
6. If the exhibitor is not present at the time of the judging, no conference will be held.
7. Only open to 4-H/FFA members enrolled in the project. Members may exhibit a total of 5 entries in this department. Educational displays and gift baskets are included in the total number of maximum entries. Limit 1 gift basket per exhibitor.
8. Members may enter their choice of non-perishable food products such as any variety/type/kind/style of baked products such as (but not limited to) the following: cookie, quick bread, yeast bread, muffins, cakes, cupcakes, rolls (3 of each), pies, etc. Trail mix types, snack mix, fruit leather, decorated food items, etc., are also accepted entries.
9. All baked goods must be left whole and uncut. Small items, such as cookies and rolls, should be the same shape and from the same recipe. Exhibit 3 cookies, 3 muffins, 3 breadsticks, 1 bread loaf, etc.

10. Underbaked entries will be lowered one or more ribbon placings.

11. All unfrosted cakes should be exhibited in an upright position with crust showing. The exception is for those cakes made with special designs such as bundt cakes.

They should have the top crust side down.

12. Any baked product that can be removed from the pan should be placed on a plate, covered cardboard or disposable container of appropriate size for the exhibit.

13. Place in food grade plastic bags, disposable plastic containers or boxes. Space is limited for judging so use small disposable plates when possible for food exhibits. Only the exhibit is judged. The container is not judged.

14. Attach the entry form, recipe, and evaluation form to the outside of the wrapped exhibit. Do not wrap forms in plastic.

15. A decorated food item must be a food item-not a decorated box or dummy form. These items will be judged on technique, stability, suitability, creativity, etc., and will not be cut unless the judge deems it necessary. Decorated special event cakes will not be accepted for exhibit at the State Fair.

16. Exhibits must be labeled with the official entry tag.

17. Attach a label to the bottom of the plate or cardboard. Labels available at the Extension Office.

18. All food entries must be presented for judging with a recipe and the exhibitors name. If the exhibit does not have a recipe, they will be lowered one ribbon placing.

19. Alcohol is not allowed as an ingredient in food entries. Entries with alcohol in the recipe will be disqualified and not be judged.

20. Food Gift Package-No alcoholic beverages will be accepted. A food gift package must contain at least 3 different food items (prepared for human consumption), made by the exhibitor, in a suitable container no larger than 18"x18"x18". Prepared food items must have recipes attached with the entry. Additional homemade food items, beyond the 3 minimum or purchased items, may also be included in the gift basket. Home canned food must follow Food Preservation Rules. Canning jars should not be used for baking per manufacturer's instructions. They could break during baking.

21. Educational Exhibits-Exhibits may be in the form of a poster, notebook, or display. Follow copyright laws as explained in the General Rules as you are preparing your exhibit. Take care to select materials that will withstand Fair conditions. No card table displays are allowed. If a poster, it must not be larger than 22"x28". Displays are not to exceed a standard commercial 3'x4' tri-fold display board. Name and county or district must be clearly marked on educational exhibits. The educational exhibit evaluation form will be provided at judging time. NOTE: A collection of recipes in a recipe box or notebook does not constitute an educational exhibit.

22. Dried foods are to be exhibited in the Food Preservation Division. *Note: A decorated cake may be entered by an exhibitor. The cake may be judged on decoration only or decoration and taste at the exhibitors discretion. If the cake is judged by decoration only, the cake will not be eligible for Overall Grand Champion in the 4-H/FFA Foods Division. Decorated cakes are not eligible for the State Fair.*

23. All exhibits in this division receiving a "State Fair Blue" ribbon will be held back for the judges to select five food items per age level to receive a purple ribbon and participate in the Purple Ribbon Foods Premium Auction. All exhibits after the conclusion of the selection may be picked up or left for the bake sale.

24. The Flop Class is for a food product that did not turn out as expected. This can be helpful as to why it happened. This is not a judged class but a learning experience.

25. For food safety purposes, any entries with frostings and fillings must calculate the amount of sugar in the frosting/filling recipe only. Calculation must be attached to entry, or the placing will be lowered one ribbon when judged. Frosting and fillings need to contain more than 65% sugar for safety. Examples on how to calculate this percentage are included in the publication located at: <https://bookstore.ksre.ksu.edu/pubs/MF3544.pdf>.

Classes

Level 1

- 182. For 7-9 years olds, a non perishable food product
- 182a. Cloverbud Foods and Nutrition
- 183. Educational display prepared by 7-9 year olds
- 184. Food Gift Basket prepared by 7-9 year olds
- 185. Flop Class for 7-9 year olds

Level 2

- 186. For 10-11 year olds, a non perishable food product
- 187. Educational display prepared by 10-11 year olds
- 188. Food Gift Basket prepared by 10-11 year olds
- 189. Flop Class for 10-11 year olds

Level 3

- 190. For 12-14 year olds, a non perishable food product
- 191. Educational display prepared by 12-14 year olds
- 192. Food Gift Basket prepared by 12-14 year olds
- 193. Flop Class for 12-14 year olds

Level 4

- 194. For 15-18 year olds, a non perishable food product
- 195. Educational Display prepared by 15-18 year olds
- 196. Food Gift Basket prepared by 15-18 year olds
- 197. Flop Class for 15-18 year olds

Food Preservation Classes and Rules

1. Exhibits must have been preserved since the exhibitor's previous year's county fair, and not have been exhibited at the previous year's state or county fair.
2. Recipes and processing methods from the sources below are recommended. Recipes must be current, tested resources listed below AND MUST BE ADJUSTED FOR ALTITUDE based on your processing location, or it will be disqualified. Processing methods that will be disqualified include: open kettle-canning, oven canning, sun canning, and using electric multi-cookers. Untested recipes will be disqualified for food safety reasons.

Tested receipts include:

- a. K-State Research and Extension Food Preservation Publications
- b. Other University Extension Food Preservation Publications
- c. USDA Complete Guide to Home Canning, ©
- d. So Easy to Preserve, 6th Edition, The University of Georgia Cooperative Extension Service
- e. Ball® Blue Book Guide to Preserving
- f. Ball® Complete Book of Home Preserving, ©
- g. Canning Mixes (i.e. Mrs. Wage's, Ball®)
- h. Pectin Manufacturers (i.e. SureJell, Ball®)

- i. KSRE Rapid Response Center Preservation Receipts
 - j. National Center for Home Food Preservation
 - k. Ball® and Kerr
 - l. "What's Your Elevation?"
<https://bookstore.ksre.ksu.edu/pubs/MF3172.pdf>
 - m. "How to Guide to Water Bath Canning and Steam Canning
(<http://www.bookstore.ksre.ksu.edu/pubs/MF3241.pdf>)
 - n. "How to Guide to Pressure Canning"
<https://bookstore.ksre.ksu.edu/pubs/mf3242.pdf>
3. Alcohol is not allowed as an ingredient in food preservation.
 4. Exhibit must be the complete recipe and instructions attached with the entry card, or it will be disqualified. Recipe must include name, recipe source, date of publication, and altitude or where food was processed. If using Mrs. Wage's or Ball® mixes, indicate the date the mix was purchased. Please state recipe source.
 5. Exhibits must be sealed in clear, clean standard canning jars, with matching bands (use Ball® lids on Ball® jars or Kerr lids on Kerr jars, etc.) Must have two piece lids. Do not add fancy padded lids, fabric over wrap or cozies as these interfere with the judging process and should not be used. No fancy packs unless the recipe states to do so (ex. Pickles and asparagus). Jars must be sealed when entered. For food safety reasons, the size of jars used must not be larger than the jar size stated in the recipe. *Note: There are now 12 oz., 24 oz., and 28 oz., canning jars available. Pint jars are recommended. Use quart jars for 24 oz., and 28 oz., recommendations. Do not use colored jars.*
 5. Each jar exhibited must be labeled with a uniform label placed 1" from the base of the jar. You may make a label using adhesive mailing labels. The label must not cover the brand name of the jar. The label must give:
 - a. Product
 - b. Class number
 - c. Canning method
 - d. Process time
 - e. Altitude where canned
 - f. Pressure (psi)
 - g. Date processed including month and year,
 - h. Name
 - i. Club

Classes

198. Sweet Spread (fruit and/or vegetable); one jar
 199. Fruits, Juices, Fruit Mixtures (salsa, pie filling, etc.); one jar
 200. Pickles (fruit and/or vegetable), fermented foods, relishes and chutney; one jar
 201. Tomato/Tomato products, tomato juice and tomato sauces; one jar
 202. Canned meats; one jar
 203. Dried foods
- For Dried Foods, place in a small canning jar. Fill the jar with $\frac{1}{3}$ to $\frac{1}{2}$ cup or 3 to 4 pieces per exhibit. All meat jerky must be heated to an internal temperature of 160 degrees Fahrenheit before and after drying. This is not the drying temperature. Include recipe and directions. Dried recipes must include the preparation steps and heating instructions. Jerky not heated to an internal temperature of 160 degrees Fahrenheit will be disqualified and not be judged. Heating information can be found in "Dry Meat Safety at Home" (www.ksre.ksu.edu/bookstore/pubs/MF3173.pdf)
204. Low Acid Vegetables

Department 17: 4-H Clothing & Textiles

Check-In: Wednesday, July 26 from 4-6pm.

Judging: Thursday, July 27 at 9am.

Superintendent:

Conference judging will be held in conjunction with the County Fair.

Pre-entries will be due to the Extension Office by May 12! IT IS IMPORTANT TO THAT YOU PRE-ENTER BY THIS DATE!

1. Read General Rules
2. Garments that have been worn must be carefully laundered and cleaned before being exhibited.
3. Labels must include class, name, address, club, and Fair number. A green and white 4-H label must be sewn into your garment. Labels should be about 3''x2.5'' in size and be made of a piece of cloth with permanent or laundry type marker. Can be pinned or sewn to item.
4. Place exhibits on a hanger with the hook toward the left shoulder of the garment. Attach skirts to hangers with large safety pins. A clear, plastic bag with accessory items may be attached to the hanger with safety pins. If the exhibit is delicate fabric and garment must be protected, place in a clear, plastic bag.

5. Conference judging will be held during the Fair, not in advance. This judging will be conducted on a schedule order based on a sign-up genius form sent out prior.
6. Judged garments are to be on exhibit during the Fair.
7. All exhibitors must submit project costs sheets.
8. A Grand and Reserve Grand Champion will be awarded overall if quality merits.
9. Exhibitors must be at least nine (9) years old to enter the Kansas State Fair.
10. Recycled clothing project-an item made of at least 50% recycled material (recycled means reusing an existing item in a new way). Could be remaking/designing a garment, repurposing clothing items for a new use, etc. Must include sewing of some kind.
11. Limit of six (6) entries per exhibitor. Exhibitors may enter more than one (1) entry per class.

Classes

Junior Division (ages 7-9)

- 205-An article, garment, or outfit constructed by the exhibitor.
- 205a. Cloverbud Clothing & Textiles
206. Recycled clothing project (see #10 above)
207. Miscellaneous

Intermediate Division (ages 10-13)

208. An article, garment, or outfit constructed by the exhibitor.
209. Recycled clothing project (see #10 above)
210. Miscellaneous

Senior Division (ages 14 and up)

211. An article, garment, or outfit constructed by the exhibitor.
212. Recycled exhibit (see #10 above)
213. Miscellaneous

Department 18: 4-H Fashion Revue

Construction and Buymanship

Judging-Tuesday, July 11 at 1:00pm.

Kingman Expo Center

Public Fashion Revue-Sunday, July 16 at 2:00pm at the Kingman Historic Theater

1. Exhibitors will model outfits and conference judging on Tuesday, July 11 at 1:00pm at the Kingman Expo Center.
2. Limited to one entry per class, no more than five (5) entries/outfits total combined, construction and buymanship.
3. Exhibitors will model at a scheduled time.
4. All exhibitors must submit a 4-H Fashion Revue script and picture for each outfit by June 30, 2023 to the Extension Office. That can be emailed to kingmanksre@gmail.com
5. Exhibitors 14 years of age and older must submit a cost per wear form for each outfit.
6. Ribbons and premium money will be awarded only to those exhibitors that participate in both the judging and Public Fashion Revue.
7. Only two (2) outfits will be modeled per exhibitor in the Public Fashion Revue. Please include outfit descriptions at pre-entry deadline.
8. Please bring all Fashion Revue outfits to the Kingman County Expo Center on Wednesday, July 26 from 4-6:00pm to be on display during the Fair.
9. All divisions will accept non-competitive Cloverbud entries.
10. Recycled Clothing Project-An item made of at least 50% recycled material (recycled means reusing an existing item in a new way). Could be remaking/redesigning a garment, repurposing a clothing item for a new use, etc. Must include sewing of some kind.
11. Participants must be 14 years of age to participate in the State Fair Fashion Revue. Other stipulations apply. See Extension Office for details.
12. A Grand and Reserve Grand Champion will be awarded at each level if quality merits.

Constructed

Majority of the outfit must be constructed and modeled by the exhibitor who made the garment/outfit.

Everything which is commonly considered an outer garment must be constructed (vest, jacket, dress, skirt, pants, coat, etc.). A sweater, blouse or shirt that is not worn as an outer garment can be purchased or made.

Classes

Junior Division (ages 7-9)

- 214. Single Garment
- 215. Outfit, 2 or more pieces
- 216. Recycled Clothing Project (see #10 above)
- 217. Miscellaneous
- 217a. Cloverbud Fashion Review

Intermediate Division (ages 10-13)

- 218. Single Garment
- 219. Outfit, 2 or more pieces
- 220. Recycled Clothing Project (see #10 above)
- 221. Miscellaneous

Senior Division (ages 14 and up)

- 222. Single Garment
- 223. Outfit, 2 or more pieces
- 224. Recycled Clothing Project (see #10 above)
- 225. Miscellaneous

Buymanship

Majority of the outfit must be purchased (not borrowed) and modeled by the 4-H member or made by another individual for the 4-H member if the fabric and pattern were chosen by the 4-H member. Everything which is commonly considered an outer garment must be purchased by the 4-H member or constructed by another person.

Girls Buymanship Classes

Junior Division (ages 7-9)

- 226 Play or Sport Outfit
- 227 School/casual Wear
- 228 Western Wear
- 229 Dress Outfit
- 230 Formal Wear
- 231 Miscellaneous
- 231a. Cloverbud Buymanship

Intermediate Division (ages 10-13)

- 232 Play or Sport Outfit
- 233 School/Casual Wear
- 234 Western Wear
- 235 Dress Outfit
- 236 Formal Wear
- 237 Miscellaneous

Senior Division (ages 14 and up)

- 238 Play or Sport Outfit
- 239 School/casual Wear
- 240 Western Wear
- 241 Dress Outfit
- 242 Formal Wear
- 243 Miscellaneous

Boys Buymanship Classes

Junior Division (ages 7-9)

- 244 Play or Sport Outfit
- 245 School/casual wear
- 246 Western wear
- 247 Dress outfit
- 248 Formal wear
- 249 Miscellaneous

Intermediate Division (ages 10-13)

- 250 Play or Sport Outfit
- 251 School/casual wear
- 252 Western wear
- 253 Dress outfit
- 254 Formal wear
- 255 Miscellaneous

Senior Division (ages 14 & over)

- 256 Play or Sport Outfit
- 257 School/casual wear
- 258 Western wear
- 259 Dress outfit
- 260 Formal wear
- 261 Miscellaneous

State Fair Fashion Revue: Participants must be at least 14 years of age to participate. Other stipulations apply. See Extension Office staff for details.

Department 19: 4-H Fiber Arts

Check-In: Wednesday, July 26 from 4-6pm

Judging: Thursday, July 27 at 9am

Superintendent: Judy DeWeese

1. Identification Label: Type or print on 3''x2.5'' ID label. Label should include: class number, county, and exhibitors name. Sew or safety pin this ID label on the corner of the article.
2. For garments, attach an ID label to the front left shoulder seam or left side of waistbands, as if you were wearing the garment, or lower left corner of flat articles. A member may enter only one exhibit in each class.
3. When articles which are normally worn as a pair are exhibited, both articles must be shown together. Fasten articles together securely with yarn.
4. Special consideration will be given to articles which are of original design. Such articles should have a note attached explaining the original design.
5. The exhibitor may attach an index card, not larger than 3''x5''. The card can give the judge any information which the exhibitor thinks would be helpful for the judge to know. Indicate if made from a kit. Indicate fiber content, specifically if at 90% wool. For quilted items, indicate who did the quilting and binding.
6. Exhibitors are expected to be enrolled in a Fiber Arts project in which they are entered when the exhibit is a sewed garment that also includes some or more Fiber Art techniques (for example: knitting, crochet, needle arts, or patchwork and quilting). The determination of what division and class in which to enter will be left up to the exhibitor.
7. All exhibits which need to be hung **MUST** have the appropriate hanger, rod, wire, or other mechanism attached in order to be properly displayed.
8. There are no age-specific classes in Fiber Arts. The exhibitor's age and years in the project will be considered by judges.
9. Grand and Reserve Gran Champion will be awarded overall. Exhibitors must be at least nine (9) years old to enter the Kansas State Fair.

Classes

262. Crochet

263. Knitting, an article made either by hand or by knitting machine, includes felted items

264. Needle Arts, an article created by hand using any of the following techniques (these are considered separate classes):

- a. Embroidery and cross-stitch
- b. Needlepoint
- c. Candle wicking
- d. Crewel
- e. Lace work
- f. Applique

266. Patchwork and quilting, an article

267. Rug making, an article

268. Spinning and dyeing, a skein

269. Weaving, a woven article (woven reed basket should be considered a visual arts exhibit)

270. Ethnic arts, an article

This is defined as a Fiber Art/Textile technique that is associated with a specific country or culture. It is a practical skill that was developed to provide basic family needs such as apparel, home furnishings or decorations. It is also defined as a method that has been maintained throughout history and passed on to others, often by observation and example, such as batik, Swedish huck towel weaving, felted items that are not knitted or crocheted, etc. Members should attach information on the history of the ethnic fiber art, where it was used, by whom, description of technique, etc.

271. Macrame, an article

272. Other

272a. Cloverbud Fiber Arts

Department 20: 4-H Fine Art Exhibit

Check-in & Judging: Wednesday, July 26, 9-3 p.m.

Kingman Expo Center, North Room

Superintendent: Jeralyn Hill, Sukesh Kamesh, Taylor Schultz

Jr. Superintendents: Brecken and Brin Bergkamp

Members need to be enrolled in the 4-H Visual Arts project to show in the department.

Please sign up for conference judging time via Sign-Up Genius at the time of Pre-Entry.

1. Read General Rules.
2. Artwork is to be original work.
3. Up to 5 pieces of artwork may be submitted in any art medium(s), 2 or 3 dimensional artwork.
4. 2 Dimensional artwork must be matted or framed and suitable for hanging on pegboard display on the fairgrounds.

A. Artwork with metal saw tooth hangers or eyelet screws is not acceptable

B. The hanger on a frame should consist of a wire across the back attached to the eyelet screws on the backsides of the frame.

C. No masking/duct tape string/yarn hanger is acceptable.

D. On lightweight art, depending on size, 1 or 2 adhesive clear plastic saw tooth hangers may be attached to the artwork. (These hangers can be found in the Frame Department at Hobby Lobby).

5. Art that does not have an appropriate hanger on the back will be docked one ribbon and will not be displayed.

6. This Department includes Sketching and Drawing (including Scratch Art), Printmaking, Mixed Media, and Painting. Visual Arts mediums include acrylic, oil, and watercolor paints, crayons, oil/chalk pastels, charcoal, graphite, colored pencils, ink markers, on paper, canvas, canvas board, or wood. Scratch-art, Collage, Mixed Media, Reliefs, or Textile Art. Any original item made of clay; that may be fired or unfired, hand formed or thrown on a wheel, self-hardening, fire/oven-cured, and/or cornstarch clays are acceptable. Painted or glazed. Items can include but are not limited to clay statues. Three-Dimensional – The piece must be observed on at least three side and should be either free-standing or prepared to be hung.

7. Articles exhibited must be an original design created by the exhibitor. See copyright guidelines in the general rules section of the Fair Book (Page 6-7).

8. Large art items will not be accepted. Exhibits must be of a manageable size and be easily transported and displayed by one person.

9. Multi-Piece items should be marked accordingly.

10. 4-H members should exhibit in the project in which they are enrolled. The Fiber Arts Project offers classes for quilting, embroidery, counted-cross stitch etc.
11. No Plants or plant materials needing watering can be entered as an art display or item.
12. All exhibits are entered at your own risk.

Classes

273. Junior 7-9 years old
- 273a. Cloverbud Fine Arts
274. Intermediate 10-13 years old
275. Senior 14-18 years old

Department 21: 4-H Visual Art (Hobbies and Crafts)

Judging: Wednesday, July 26, 9 a.m. to 3 p.m.

Kingman Expo Center, North Room

Superintendent: Cindy Allen, Reese Allen, Sukesh Kamesh, Taylor Schultz

Members need to be enrolled in the 4-H Visual Arts project to show in the department.

Please sign up for conference judging time via Sign-Up Genius at the time of Pre-Entry.

1. Read all General Rules.
2. All articles must have been produced by the 4-H member and completed within the 4-H year. All items must be original creation and can not be made from a kit.
3. The 4-H member must be enrolled in the project and may submit up to 5 craftworks entries.
4. No duplicate entries will be accepted (for example, needlepoint key rings)
5. The 4-H Arts and Crafts will be judged on July 26 at the Kingman County Activity Center. A schedule will be determined following pre-entry processing.
6. Must be enrolled in the project. Ribbons will be awarded to each entry. Entries should show progress in 4-Her's work. No duplicate entries will be accepted (for example, needlepoint key rings).
7. All artwork must be titled and signed.
8. Ribbons will be awarded to each entry
9. Articles exhibited must be an original design created by the exhibitor. See copyright guidelines in the general rules section of the Fair Book (Page 6-7).
10. Large art items will not be accepted. Exhibits must be of a manageable size and be easily transported and displayed by one person.
11. Multi-Piece items should be marked accordingly.
12. 4-H members should exhibit in the project in which they are enrolled. The Fiber Arts Project offers classes for quilting, embroidery, counted-cross stitch etc.

13. No Plants or plant materials needing watering can be entered as an art display or item.
14. All exhibits are entered at your own risk.
15. No molded ceramics will be accepted. Only original hand-built or wheel-thrown pieces can be accepted.
16. Leather and Jewelry items can be entered into the Hobbies and Crafts department, not Fine Art department.
17. LEGO CLASSES (THIS WILL BE THE LAST YEAR THAT LEGO'S WILL BE TAKEN IN THE VISUAL ARTS DEPARTMENT. FOR THE 2024 KINGMAN COUNTY FAIR ALL LEGO CREATIONS WILL NEED TO BE ENTERED IN THE STEM ARCHITECTURAL BLOCK CONSTRUCTION DEPARTMENT.)
18. Lego Kit classes are for kits that are built exactly as the kit intended, with no changes made by the 4-H member. Please provide the instructions at the time of judging.
19. Original Lego Creation is for a Lego design built by a member not following kit instructions. This must be an all-original build.
20. Modified Lego Kit Creation - When the member starts with a kit and adds their own design element or combines two kits together in the build. Please include instructions at the time of judging so the judge can see the modifications that were made.

Classes

276. Junior Crafts (7-9)
- 276a. Cloverbud Crafts
277. Intermediate Crafts (10-13)
278. Senior Crafts (14 & older)
279. Junior Recycled Crafts (7-9)
280. Intermediate Recycled Crafts (10-13)
281. Senior Recycled Crafts (14 & older)
282. Junior Lego Kit 7-9
283. Intermediate Lego Kit 10-13
284. Senior Lego Kit 14 and older
285. Junior Original Lego Creation 7-9
286. Intermediate Original Lego Creation 10-13
287. Senior Original Lego Creation 14 and older
288. Junior Modified Lego Kit Creation 7-9
289. Intermediate Modified Lego Kit Creation 10-13
290. Senior Modified Lego Kit Creation 14 and older

Department 22: 4-H Home Environment

Check-In: Wednesday, July 26, 4-6pm

Judging-Thursday, July 27 at 9:00am

Superintendent:

1. Read General Rules
2. An entry card must be attached to the exhibit with safety pin(s) or tape and string.
3. A member may make only one exhibit in this division.
4. A summary includes plans, explanation of how the time was made or refinished, and how it fits into the color and design of the room. Summary also includes project inspiration, challenges, who helped you, and any other information that could be helpful to the judge. Summary should be in a plastic protective sleeve attached to the exhibit.
5. Projects with missing or insufficient summary will be lowered one ribbon placing.
6. Exhibits should be of high quality (as compared to quick, simple crafts), suitable for use in the home for several months throughout the year. Holiday specific items are discouraged.

Classes

291. Single Exhibit-An article (furniture, fixture, interior or exterior, etc.) made or refinished by the 4-H member for the home. Must include summary.

292. Design Board- Board must be on foam core or a standard tri-fold display. Include: color scheme, wall treatment, floor treatment, samples, etc., and/or floor plan for a room. Must include summary.

293. Notebook-Notebooks must include floor plans, swatch colors, stories, photographs, and project records which detail what was accomplished this year with a given indication of long-term plans. Notebooks should also include project inspiration, challenges, who helped accomplish this year with a given indication of long-term plans. Notebooks should also include project inspiration, challenges, who helped you, and any other information that could be helpful to the judge. Additional summary is not required for notebook exhibits.

Department 23: 4-H/FFA Photography

Check-In: Wednesday, July 26 from 4-6pm, KEC

Judging-Thursday, July 27 at Noon, Kingman Armory

Superintendents: Maggie and Morgan Freund, Sukesh Kamesh

Please sign up for conference judging time via Sign-Up Genius at the time of Pre-Entry.

1. Read General Rules.
2. All entries need to be checked-in by Wednesday, July 26 by 6:00 pm in the entryway of the Kingman Expo Center.
3. Black-and-white prints and color photographs may be exhibited.
4. A maximum of two (2) exhibits per class or six (6) overall exhibits can be entered.
5. Photographs entered must be the result of the current year's project work by the exhibitor.
6. Photos are to be mounted across the narrow (11") dimension of an 11"x12.5" sheet of white or cream studio matte board regardless of the orientation of the photo (whether taken landscape or portrait, mount with the long side across). Do not use foam core board. Photos mounted on poster board will not be displayed. Photo matte boards are available for purchase through the Extension Office.
7. Remove the white border from the enlargement before mounting. All photos must be no larger than 8"x10" and no smaller than 7"x9" after trimming.
8. Photos must be mounted with the top edge of the print, 1" below the top of the mount. The sides of the print must be equal distance from the two sides of the mount.
9. A full coverage permanent mount (spray adhesive recommended or heat mount) must be made. Each photo is handled numerous times (up to 25) throughout the judging, sorting, and display process.
10. No lettering is permitted on the front of the mount or on the photo-only on the entry card. No underlay or borders are to be used. No contact prints on front of the mount.
11. To protect exhibits from dust and moisture, place mounted photo in a 2-gallon freezer-type bag or plastic sleeve available at the Extension Office. Drop entry cards into the bag in front of your photo so the entry cards shows to the outside of the bag.

12. Photographs taken with a digital camera are to have no adjustments other than exposure, color intensity or correct, red eye removal, cropping, dodging and burning. Photographs should be entered in the standard color or black-and-white classes. HDR photos are to be entered in the standard photo class.

13. Digital images that have had objects added or removed, filtered effects applied, or black-and-white and color combined must be entered in the class for computer manipulated images.

14. The black and white class is for black and white prints only. Monochromatic prints, including sepia prints, are considered color prints and must be entered in the appropriate class.

15. Photos must be ready for judging when they are turned in for entry. Matting and bagging materials will not be available at check-in.

16. Not following these rules will result in the lowering of one ribbon value.

17. Duplicate photos are not accepted-the same photos cannot be entered throughout the 4-H/FFA and Open Class visions (this includes photos in which the finish has been manipulated, for example color to black and white). NOTE: See diagram of proper photo mounting on the next page.

18. Digital composite image: finished photo must be created from 2 or more original sources created by exhibitor.


19. Appropriate photo subject matter: Photographic subject matter is expected to follow 4-H standards. For a sense of prohibited subject matter, review the Kansas 4-H member Code of Conduct. If it is not allowable at a 4-H event, it is not allowable in a 4-H photograph.

20. Photos with live subject(s) on railroad right of way or taken from railroad right of way property will not be displayed and will not be judged.

21. Copyright protections must be observed.

22. Decisions as to display and/or penalties will be made by the photography department superintendent(s) and the 4-H Agent responsible for the photography department.

CORRECT PHOTO MOUNTING



Classes

294. Color Photos taken by a 4-H/FFA member with 3 years or less in the project.

294a. Cloverbud Photography

295. Color Photos taken by a 4-H/FFA member with 4-7 years in the project.

296. Color Photos taken by a 4-H/FFA member with 8 or more years in the project.

297. Digital Composite Image: Photo must be from two or more originals taken by the exhibitor. Exhibitors must include a second 11" x 12.5" matte board mounted with standard size print or prints (if more than one photo was used) of the original photo(s) and a 3" x 5" cards(s) explaining what manipulation was done. Optional, may include prints of editing steps. Photos showing editing steps may be layered, place both matte boards in the same protective plastic bag.

298. Black and White Photos taken by a 4-H/FFA member with 3 years or less in the project.

299. Black and White Photos taken by a 4-H/FFA with 4-7 years in the project.

300. Black and White Photos taken by a 4-H/FFA member with 8 or more years in the project.

Portfolio Classes

301. Growth Portfolio

- a. Member must have been enrolled in a Photography project for five (5) years or more.
- b. Exhibit will consist of five (5) photos-one from each of the past five (5) years of enrollment. Each photo must have been created in a different year and must be labeled with the year taken and which year of enrollment it represents.
- c. Photos must be 8''x10'' and may be color or black and white.
- d. An information sheet must accompany each photo, giving the brand and model of camera used to create the photo. The settings for focal length, aperture, mode, and shutter speed must also be listed.
- e. Skill set used to create the photo must be given and explained. Main goal for each year should be listed.
- f. Beginning with photo 2, member description of GROWTH in project skill must be included on the information sheet.
- g. Exhibit will consist of photos arranged in a chronological order of enrollment, information sheet on each photo, and all information listed in f and g. A portfolio book will be required.

302. Career Portfolio

- a. Members must have been enrolled in Photography for five (5) years or more years OR members must be ages 15-18 and been enrolled in photography for at least two (2) years.
- b. Exhibit will consist of ten (10) 8''x10'' photos showing skill development in one of the following photography areas: Portraiture, Special Effects (not done with a computer), Landscape, Photojournalism, Black and White, Nature/Wildlife, or Graphic Design (computer skills with photos. Photos may have been created over multiple project years.
- c. Photos may be in color except if Black and White option is chosen.
- d. An information sheet must accompany each photo giving the brand and model of camera used to create the photo. The settings for focal length, aperture mode, and shutter speed must also be listed.

- e. A one page summary should accompany the portfolio listing the goal for pursuing this area of photography and what skills were learned while doing so. Mentors should be acknowledged. Career exploration can also be described.
- f. Exhibit will be presented in a notebook designed for portfolio review with pages for required information from d and e.

303. My Favorite 4-H Photography Class. This new class is for those photography members with 10 or more years of experience. This class is a non-judged mounted display consisting of four favorite photos from the member's photography career in 4-H. All photos and a fifth biography/description with details of why they are regarded as most significant will be mounted on white or cream studio matte board. Photos and biography/description will be displayed on one row of the photography racks. This class is an extra way to showcase the development and accomplishments of the 4-H members photography career. Members can still enter two other classes, if they are enrolled 8 or more years in the photography project.

NOTE: A member may enter only one portfolio each year.

NEW IN 2023! All photos submitted by 4-H and FFA members will be eligible for the Extension Office Showcase! 12 pictures will be selected to be displayed in the Kingman County Extension Office for the next year. Members with selected photos will need to provide a new 8''x10'' photo with their name and club/chapter on the back of the photo. Photos will be returned at the end of the 2024 Kingman County Fair.

Department 24: 4-H/FFA Woodworking

Check-In: Wednesday, July 26 from 4-6pm.

Judging-Thursday, July 27 at Noon, Kingman Armory
Superintendent:

1. Each exhibitor is limited to two (2) exhibits per class with the total not to exceed three (3) total exhibits in the woodworking project.
2. The plan from which it was constructed must be with the article exhibited. The plan may be a photocopy, the actual pattern, or a scale drawing. It must be complete and accurate to the extent that a duplicate article could be built using the plan as a guide. In addition, include a list and cost of materials, plus amount of time spent on construction and finishing the article. This list should include all wood, hardware, finishing supplies, etc. Please note a set of step-by-step instructions is not a plan.
3. Any project with missing or insufficient plans will be lowered one ribbon place.
4. The use of materials other than wood should be kept to a minimum.
5. Any project that has glass that is not secured, such as glass shelves, glass top of a coffee table, etc., should not be brought to the Fair. Glass that is secured in a project, such as the glass front of a gun case or cabinet, is permissible since it cannot be easily removed from the project.
6. Entry card, plans, and all other paperwork should be secured to the project in some manner. Tape is usually not adequate to accomplish this, it is recommended to use a zip-top plastic bag with a hole punched through it with strings tying it to the exhibit.
7. Refinished/repared furniture should be exhibited in the Home Environment Class.
8. With the exception of a Cloverbud entry, no 4-H/FFA member can exhibit from a pre-cut kit.

Classes

- 304. Article for farm or shop use.
- 305. Furniture for household or lawn use.
- 306. Other woodworking. Articles not included in above classes including any article from a kit. Examples: birdhouses, bird feeders, household equipment such as knife racks, bread boards, door stops, etc. In judging woodworking articles, consideration will be given to: woodmanship, including accuracy to the plan as well as design, choice of wood, suitability, quality of finish, and usefulness.
- 306a. Cloverbud Woodworking

Department 25: Exploring 4-H

Check-In: Wednesday, July 26 from 4-6pm.

Judging: Friday, July 28 at Noon

Superintendent: Ainee Ogg, Emily Ogg

1. The 4-H Exploring exhibit is for boys and girls 7-10 years of age enrolled in the Exploring Project.
2. The exhibits may be any object in any phase of the project or the complete exploring manual, a chart, or poster.
3. Classes will be divided at the discretion of the judges and superintendents.

Classes

- 307. Exhibit consisting of a completed exploring manual or chart or poster.
- 308. 4-H Exploring Exhibits
- 308a. Cloverbud Exploring 4-H
- 309. Beauty, Bugs, Birds, and Buds
- 310. Building and Fixing
- 311. Exploring Around the Home
- 312. Plants and Animals

Department 26: 4-H Forestry

Check-In: Wednesday, July 26 from 4-6pm

Judging: Friday, July 28 at Noon

Superintendents: Aimee Ogg and Emily Ogg

1. Each member may enter up to two (2) exhibits in 4-H Forestry but only one entry per class. Participants can exhibit in a collection phase and one other class OR they may exhibit in any two non-collection classes.
2. All leaf exhibits are to be mounted on 8.5" x 11" heavy stock paper and placed in loose leaf binders (magnetic or adhesive filler sheets for photographic printers or sheet protectors are recommended). Twigs and fruit collections may be exhibited in whatever manner you choose. Maximum tri fold size is 3' x 4'.
3. Name, club, age, and year in the project should be on the front cover or in a prominent location.
4. Leaves should be identified with an appropriate label located near the leaf on the same page. These labels should include:
 - a. the proper common name as listed in the "List of Native Kansas Forest Trees" located at <https://bookstore.ksre.ksu.edu/pubs/4h334.pdf>
 - b. Location (city and/or county) where collected
 - c. Date (day, month, year OR month, day, year) collected
5. Divide specimens into the following to sections:
 - a. Native Kansas Trees
 - b. Non-Native Trees
6. New specimens are those specimens collected during the current 4-H year and cannot be a duplicate tree species or previously displayed specimens.
7. Group specimens according to the years collected (example, "old previous years" and "new").
8. Variations of varieties do not count as different species or specimens.
9. When replacing previously displayed samples, due to degradation, improper mounting or incorrect identification, the specimen label must also be updated. Replacements do not count as new specimens. Replacements should be displayed in the "old previous" section of the display.
10. If you retrieve information for your forestry exhibit, you must include a reference citation to the source.

11. In all leaf collections, exhibit one complete leaf where possible. If the leaf is too large, exhibit as much as possible. Sketch in reduced scale the entire leaf and illustrate where the exhibited portion is from. Note: A "leaflet" is incorrect when displayed as the complete leaf for the tree.

12. All work must show originality. Leaf collections and displays should not closely resemble work done by others in the same club.

Classes

313a. Forestry Collection-Only those exhibiting at the county fair for the first year may enter this class. Exhibit a minimum of 10 different leaves from native Kansas trees collected within the year. Exhibits can include non-native leaves in addition to the required number of leaf specimens collected from native Kansas trees. Exhibit a minimum of 5 native Kansas trees showing leaf, twig, and fruit from each species collected.

313b. Forestry Collection- Only those exhibiting at the county fair for the first year may enter this class. Exhibit a minimum of 5 native Kansas trees showing leaf, twig, and fruit from each species collected.

314a. Forestry Collection-This class is open to those exhibiting either for the first or second time at the county fair. Exhibit a minimum of 20 different leaves (include 10 new specimens) from native Kansas trees. Exhibit can include non-native leaves in addition to the required number of leaf specimens collected from native Kansas Trees.

314b. Forestry Collection-This class is open to those exhibiting either for the first or second time at the county fair. Exhibit a minimum of 10 native Kansas trees showing leaf, twig, and fruit from each species collected. This exhibit must include 5 new leaf, twig, and fruit specimens.

315a. Forestry Collection. This class is open to those exhibiting for the third or fourth time at the county fair. Exhibit a minimum of 30 different leaves (including 10 new specimens) from native Kansas trees. Exhibits can include non-native leaves in addition to the required number of leaf specimens collected from native Kansas trees.

315b. Forestry Collection. This class is open to those exhibiting for the third or fourth time at the county fair. Exhibit a minimum of 15 native Kansas trees showing leaf, twig, and fruit from each species collected. This exhibit must include 5 new leaf, twig, and fruit specimens.

316a. Forestry Collection. This class is open to those exhibiting for the fifth or more time at the county fair. Exhibit a minimum of 40 different leaves (including 20 new specimens) from native Kansas trees. Exhibits can include non-native leaves in addition to the required number of leaf specimens collected from native Kansas trees.

316b. Forestry Collection. This class is open to those exhibiting for the fifth or more time at the county fair. Exhibit a minimum of 20 native Kansas trees showing leaf, twig, and fruit from each species collected. This exhibit must include 10 new leaf, twig, and fruit specimens.

317. How a Tree Grows Notebook-Entry may include a project notebook with 10 or more seeds collected with pictures showing a germination study or a mount of a thin section of wood cut from the end of a log or top of stump labeled with information such as kind of wood and age of tree when cut or exhibits an illustration of how a tree grows.

318. Tree Appreciation Notebook-Entry may include a research or reporting project notebook with no more than 10 pages based on the exhibitor's selected tree. Exhibits must be a different species of tree each year. This notebook may include sketches, drawings, pictures, a story, or any other things which will help tell about the tree you have selected.

319. Growing and Protecting Trees Display/Notebook-Entry requires a display or project notebook that tells about the project as well as pictures before, during, and after planting seedlings, a container tree, or a balled and burlapped tree. Maximum tri-fold is 3'x4'.

320. Tree Culture Display/Notebook-Entry requires a display or project notebook showing your project work and includes pictures of before, during and after woodlot improvement. Maximum tri-fold size is 3'x4'.

321. How Forests Serve Us-Entry may include collected wood samples (all or partial) and a 2 page essay. Wood sample display to be mounted on poster board or any stiff material no larger than a 3'x4' tri-fold display. Essay should be displayed in covered binder.

322. Educational/Creative Exhibit-Entry must be directly related to tree identification or Forestry. Type of exhibit is open (notebook, poster, collection box, etc.) given a maximum tri-fold size of 3'x4'. Care should be taken to use durable materials that will withstand State Fair conditions. This is a good class to exhibit an unusual collection.

322a. Cloverbud Forestry

Department 27: 4-H Wildlife

Check-In: Wednesday, July 26 from 4-6pm

Judging-Friday, July 28 at Noon in the Kingman Expo Center, North Room

Superintendents: Melissa Thimesch

1. A member can only make one entry in this division.
2. **Exhibitors must comply with state and federal laws.** It is illegal to possess threatened or endangered wildlife, or the feathers, nests, or eggs of non-game birds. Game birds and game animals taken legally during an open season may be used. The use of live wild animals in educational exhibits is prohibited.
3. K-State Research and Extension, Kingman County Extension, and 4-H are not responsible for damage during the exhibition period.
4. Name, county, age, and year should be in a prominent location on the exhibit.

5. Notebooks and educational displays will be judged on the following points:

- a. Stopping Power-15 points
 - i. Is the main idea specific? Is the idea presented clearly, simply, forcefully?
- b. Interest/Holding Power-15 points
 - i. Does the exhibit give the observer additional facts in a clear, concise, informative way?
- c. 4-H Project Application-15 points
 - i. Is the subject matter an effective showcase?
- d. Mechanical Power-15 points
 - i. Correct letter size, pleasing color combination, appropriate symbols and models
- e. Personal Growth-25 points
 - i. How much knowledge was gained by the exhibitor? Was enthusiasm shown?
- f. Educational Value-25 points
 - i. Was knowledge shared? Was credit given through citations, websites, or other resources used in creating your exhibit?

Posters will be judged based on the following points:

- a. General appearance-30 points
- b. Information-50 points
- c. Organization-20 points

Classes

323. Notebook-Contents pertain to some phase, results, story, or information about the wildlife project.

324. Promotional Poster-Must be related to something learned in the wildlife project (Flat poster board or foam board no larger than 22"x28").

325. Educational Display-Must be directly related to the wildlife project. Maximum tri-fold size is 3'x4'.

325a. Cloverbud Wildlife

326. Taxidermy/Tanning Exhibit-Should include an attachment that shows the work in progress through photos with captions, or a detailed journaling of the process.

Department 28: 4-H Energy Management

Check-In: Wednesday, July 26 from 4-6pm.

Judging-Friday, July 28 at Noon, Kingman Expo Center, North Room

Superintendent: Sukesh Kamesh

1. All exhibits shall consist of items made during the current 4-H year.
2. Items that have been in use should be cleaned for exhibit.
3. A sheet of operating instructions must be furnished for any exhibit not self-explanatory.
4. Exhibit must be operable. If battery powered, batteries must be furnished.
5. Any project with a complexity of size or electronics must have:
 - a. Instructions for assembly and use
 - b. Equipment at the time of judging for actual testing of the exhibit.
6. No hand-dipped solder may be used on exhibits.

Classes

327. AC Electric Projects-Electric projects with a 110 or 120V alternating current (AC) power source. Some project examples are household wiring demonstrations, small appliance extension cords, trouble lights, indoor or outdoor writing boards, or shop lights. Projects may be a restoration of original construction. The project must be operational and meet minimum safety standards. AC projects must be 110/120V, no 240V exhibits allowed, and must be constructed such that the judges have wiring access to examine the quality and safety of workmanship.

328. DC Electric Projects-Electric projects with a battery or direct current power source. This class includes electric kits or original projects. This class also includes demonstration DC powered projects. Examples include wiring two- or three-way switches, difference between series/parallel lighting circuits, or wiring doorbells switches. All DC electric projects must include batteries supplied by the exhibitor. Projects must be constructed so that the judge has access to examine the quality of wiring workmanship.

329. Electronics Project-Electronics project with a battery or direct current power source. This class includes electronic kits or original projects. Examples include radios, telephones, toy robots, light meters, security systems, etc. May be constructed using printed circuit board, wire wrap, or breadboard techniques. Include instruction/assembly manual if from a kit. Include plans for an original project. Projects must be constructed such that the judges have access to examine the quality of wiring workmanship.

330. Electronic Educational Displays and Exhibits-This class includes any educational displays, exhibits for science fair projects which DO NOT have a power source, i.e. exhibits, posters, or displays of wire types, conduit types, electrical safety, tool, or motor part identification, or electrical terminology. Education displays and exhibits must be legible from a distance of four (4) feet.

Small Engines

All exhibits should involve engines smaller than 20 horsepower. Displays are limited to 4' wide x 4' deep-both upright and floor displays.

331. Display-Exhibit a display, selecting one of the following options:

- a. A display identifying different engine or lawn and garden equipment parts or a display showing the function of the various engine or lawn and garden equipment parts
- b. A display identifying and explaining the function(s) of different special tools needed for small engine work
- c. A display illustrating and providing the results of any one of the experiments that are included in the project books.

No complete engines, lawn tractors, tillers, chainsaws, etc., are permitted for display. Maximum tri-fold size is 3'x4'.

332. Maintenance Exhibit-A display that illustrated either

- a. Routine maintenance procedures
- b. Diagnosing and troubleshooting specific problems in an engine.

No complete engines, lawn tractors, tillers, chainsaws, etc., are permitted for display. Use a maximum tri-fold of 3'x'4'.

333. Operation Exhibit-Operable small engines (no more than 20 horsepower) overhauled or rebuilt by the exhibitor. Should include maintenance schedule for the engine and a brief description of steps taken by the exhibitor overhauling or rebuilding the engine. Engine should contain no fuel in the tank or carburetor.

334. Other-Other small engine project.

Note: No gasoline or diesel engines will be eligible to advance to the Kansas State Fair.

Alternative Energy

A form of energy derived from a natural source such as sun, geothermal, wind, tides or waves. All exhibits in this division are limited in size to a standard tri-fold display board (36''x48'') and items may not extend beyond 12'' from the back board. All displays must be self-standing.

335. Educational Display-Create an exhibit that addresses a focused topic related to power generated from a renewable energy source. The purpose of the display is to create awareness and inform.

336. Experiment-Display an experiment addressing a problem or question related to power generating from a renewable source of energy including hypothesis, basic ground research, variables, a control data findings, conclusions, and recommendations for future study.

Department 29: 4-H STEM

Astronomy

Check-In: Wednesday, July 26 from 4-6pm

Judging-Thursday, July 27 at Noon

Superintendent: Jeanette Rodgers, Kendall Rogers

The STEM Exhibit area is designed to provide youth the opportunity to explore space through telescopes, research, and observation.

1. The 4-H member must be currently enrolled in the 4-H STEM, Astronomy project to exhibit in this division.
2. Each exhibitor may enter one exhibit per class. Exhibit must have been completed during the current 4-H year.
3. Telescopes entered in this division may be built from a kit or by original design. Pre-finished telescopes, which require no construction or painting, are not acceptable exhibits.
4. Telescopes are limited to no more than six (6) feet in length. They must be placed on a stationary stand that does not allow the telescope to roll and/or fall over. The stand cannot extend past two (2) feet in length or width.
5. Each telescope exhibit must include a "4-H Astronomy Exhibit Information Form," which is available through the Extension Office or at www.STEM4KS.com. This form must be attached to the outside of a 10''x13'' manila envelope. Do not tie the envelope to the exhibit. All revisions of forms previously released for the STEM division date prior to current year are void for use and new forms must be obtained and used that are dated by the Kansas State 4-H Office for the current year, which should be attached to the outside of a 10''x13'' manilla envelope. You must also include construction plans (or a photocopy) of the telescope and place it inside the manila envelope. For notebooks, display boards, and posters, no additional exhibit information is required. No manila envelope is needed for these exhibits.
6. Two photographs showing telescope construction and operation are required. Photographs should be mounted on one side of an 8''x11'' page. A brief caption should accompany each photograph. Place photos in the 10''x13'' manila envelope.
7. The telescope must be properly assembled and painted with a smooth and uniform finish. Decals, if used, should be attached smooth and tight.

8. Telescopes designed by the exhibitor must be original, not a modification of an existing kit.

9. If a safety violation is noted by the judges, superintendent, or other staff, the exhibitor's exhibit, at the judges discretion, will receive a participation ribbon.

10. Exhibitors' name, county or district, age, and year(s) in the project must be tagged or labeled in a prominent location on the telescope stand.

Classes

337. Telescope made from a kit

337a. Cloverbud Astronomy

338. Telescope made from original design

STEM, Rocketry

Check-In: Wednesday, July 26 from 4-6 pm

Judging: Thursday, July 27 at Noon

Superintendents: Jeanette Rodgers, Kendall Rogers, Andrew Schultz

1. 4-H members must be currently enrolled in the 4-H Rocketry program to exhibit in this division.
2. All rockets displayed in this division must be constructed during the current 4-H year
3. If a rocket qualified for the Kansas State Fair, exhibitors should read the State Fair rules for the Rocketry division as they may be different from those at the county fair.
4. Each exhibitor may enter up to two rocket exhibits that have been constructed during the current year. If two rockets are entered, one rocket must be a "model rocket kit", the second may be entered into any other applicable class. An exhibitor may not enter two rockets in the same class.

5.4-Hers are to complete and sign the rocketry information form, available from www.STEM4KS.com or your local extension office and attach it to a 10" x 13" "manila" envelope. The envelope should contain:

- a. Instructions on how to construct the rocket
- b. Up to 5 pages of pictures from both construction and launch
- c. Documentation of any flight damage that occurred
- d. Any modifications made to the rocket
- e. An additional page for altitude calculations if the space on the form is not enough.
- f. Additionally, for original design rockets, also known as "scratch built" rockets:
- g. 5 additional pages of photos are allowed
- h. Documentation of how the rocket was tested for stability

6.If a safety violation is noted by the judges, superintendent, or other staff, the exhibitor's rocket, at the judges' discretion, will receive a participation ribbon.

7.Rockets are to be displayed upright on a display stand with a sturdy rod that does not extend past the top of the rocket or stand unassisted, unless the rocket is taller than 4 feet in which case no display stand is required and the rocket may be displayed on its side, rockets are not to be displayed on launch pads to save space and prevent someone from being poked in the eye.

8.Rockets ARE NOT to be displayed with used or unused rocket engines either in the rocket or as part of the stand, if rocket engines are included in the exhibit the judge may disqualify the exhibit.

9.Rockets should be flown unless there is an active burn ban in the county or conditions are too dangerous to safely launch the rocket. Just flying the last stage (the part with the nose cone) of a multi-stage rocket is acceptable.

10.Rockets, except those in the JR division, are not to be "beginner kits" or use prefabricated fin assemblies or pre-finished rockets requiring no painting, these are not acceptable outside the JR division, and should be disqualified

11.Angles of fins must fall within a plus or minus 2-degree variation using an approved fin alignment guide (such as KSSTAC10). An official fin guide is available from www.STEM4KS.com.

12. Fins and body tubes, except those in the introductory division, are to be filled and sealed with sanding sealer and/or primer or other suitable filler to eliminate the appearance of body grooves and wood grain.

13.Fins and launch lugs are to be filleted to reduce drag and properly secure them to the model.

14.Engine mounts are to be securely attached to the body tube.

15.Any seams on plastic parts are to be sanded smooth.

16.The recovery system (typically a parachute or streamer) should be attached according to the instructions

17.The nose cone is to fit snugly but still allow for easy removal.

18.Exhibits must be uniformly painted and smoothly finished or finished as per rocket instructions (for example, no painting required), and decals, if used, are applied smoothly.

19.Models may not be judged based on their paint scheme (colors and placement on the rocket), except for rockets that fit the definition of a 'scale model*' and are entered in the scale model class. All other rockets do not have to follow the suggested paint scheme, allowing the 4-H'er to display maximum creativity in the finishing of their rocket. Under no circumstances is the weight given to the paint scheme to be sufficient enough, by itself, to move the non-scale model from one ribbon placing to another.

20."Scale models*" entered in the scale model class may be judged based on their paint scheme. The judge may deduct up to one ribbon placing for not following the paint scheme.

21."Scale Models*" displayed in the scale model class are to be finished and completed with a majority (greater than 70%) of decals. For all other rockets the use of decals is optional.

22.Original design rockets cannot be a modification of a pre-existing kit and must be of original design.

23.Original design rockets must be designed by the exhibitor(s).

24.Exhibitor(s) must be 11 years of age (4-H age) or older to enter an original design rocket.

25. Original design rockets must include detailed instructions, so that someone could construct the original designed rocket just like a kit purchased at a store.

Instructions can be as many pages as needed to convey full and complete construction techniques.

26. For a rocket entered in the original design classes, describe in the summary how the rocket was tested for stability prior to flying. Swing testing of the rocket is required. Other tests and calculations are encouraged. Exhibitors must include documentation of the swing test. Failure to swing test a rocket will result in a deduction of TWO ribbon placings.

27. A minimum of one additional page must be added to the rocketry information pack detailing the test(s) performed to insure stability. 4-Hers are strongly encouraged to provide as much detail as possible. Failure to provide adequate written documentation will result in a disqualification.

28. Rockets that use more than one 'D' engine or equivalent are considered mid or high-power rockets in 4-H.

29. Mid and High-Power exhibitors must be at least 14 years of age by January 1 of the current year.

30. In addition to the information packet completed for all rockets, a high-power information form is to be completed and placed inside of the information packet. This may be downloaded from www.STEM4KS.com

31. Exhibitors in the mid and high-power divisions must hold memberships in either NAR or Tripoli organizations.

32. The NAR High Power Rocket Safety Code applies to the construction and launching of all rockets displayed in this division. As such all mid and high-power rocketry exhibitors must comply with the NAR High Power Rocket Safety Code that is in effect as of October 1st of the current 4-H year.

33. All rockets in the mid and high-power divisions are to be launched under adult supervision by the 4-H member who constructed the rocket.

34. For rockets launched using an engine(s) that have 160.1 ('H' engine or equivalent amount of smaller engines) Newton's-seconds or larger, adult supervision must be provided by an individual having at least a level 1 high power certification. The 4-H member should also hold or be attempting to attain their level 1 high power certification if launching on this large of an engine.

As defined by the National Association of Rocketry (NAR), a scale model is "any model rocket that is a true scale model of an existing or historical guided missile, rocket vehicle, or space vehicle." The intent of scale modeling is, according to the NAR, "to produce an accurate, flying replica of a real rocket vehicle that exhibits maximum craftsmanship in construction, finish, and flight performance." (NAR "Pink Book" 50.1 4-1)

Classes

339. Junior Division-(7-8 years old)-Rocket made from a kit, *without* pre-assembled fin units. Include plans.

340. Junior Division -(7-8 years old) - Rocket made from "beginners kit." Include plans. Rockets in this class may have pre-assembled fin units. (This class is for first and second year 4-H members to explore the rocketry project.)

341. Junior Division - (7-8 years old) Scale Model Rocket made from kit, include plans

342. Division A-(9-13 years old)-Rocket made from kit. Include plans.

343. Division A-(9-13 years old)-Scale Model Rocket made from a kit. Include plans.

344. Division B-(11-13 years old, 9-10 year olds cannot enter this class)-Rocket designed by exhibitor, not merely a modification of an existing kit. Include original plans.

345. Division B-(11-13 years old, 9-10 year olds cannot enter this class)-Scale model rocket designed by exhibitor, not merely a modification of an existing kit. Include original plans and stability testing.

346. Division C-(14 years and older)-Rocket made from kit. Include plans.

347. Division C-(14 years and older)-Rocket designed by exhibitor, not merely a modification of an existing kit. Include original plans.

348. Division C-(14 years and older)-Scale model rocket made from kit. Include plans.

348a. Division C-(14 years and older)-Scale model rocket designed by the exhibitor, not merely a modification of an existing kit. Include original plans and stability testing.

Division D-(11 years and older)-This class is designed to encourage teamwork among individuals and clubs to work on a rocket from the initial design to the finished product.

349. Division D (11 years and older)-Rocket designed by 2 or more exhibitors, not merely a modification of existing kit. Include original plans.

350. Division E (14 years and older) - Mid or high-powered rocket made from kit or original design.

STEM

Unmanned Aerial System

Check-In: Wednesday, July 26 from 4-6 pm

Judging: Friday, July 28 at Noon

Superintendents: Melissa Thimesch

The 4-H unmanned aerial system or UAS project explores the world from above the trees and discovers new frontiers with UASs. UASs are commonly known as Unmanned Aerial Vehicles (UAVs) or drones. Members explore the uses and applications of unmanned aerial system including how UASs link to other projects such as geology, robotics, electronics, crop science and many more.

Rules

1. The 4-H members must be currently enrolled in the 4-H STEM Unmanned Aerial System project to exhibit in this division.

2. Each exhibitor may enter one exhibit per class. Exhibit must have been completed during the current 4-H year

3. The information that accompanies the UAS must be limited to the 4-H STEM Exhibit Information Form which is affixed to a 10" x 13" envelope. This envelope should NOT be attached to the UAS. This may be downloaded from www.STEM4KS.com. Any UAS exhibit not including this completed envelope will receive an automatic participation ribbon. All revisions of forms previously released for the STEM division dated prior to current year are void for use and new forms must be obtained and used that are dated by the Kansas State 4-H Office for the current year.

4. Each exhibit MUST include a video of the youth operating their UAS. This allows judges to get a better understanding of the exhibit and allows the youth the opportunity to fully demonstrate their exhibit. The video should be no longer than 8 minutes and should be placed on the CD, DVD, USB drive, or similar.

5. Exhibitor's name, county or district, age, and years(s) in project must be tagged or labeled in a prominent location on the exhibit.

6. Unmanned Aerial System that include or depict weaponry of any kind will be disqualified.

8. If modifications are made to the exhibit a page should be attached noting those modifications.

9. If a safety violation is noted by the judges, superintendent, or other staff, the exhibitor's exhibit, at the judges' discretion, will receive a participation ribbon.

Classes

Junior Division-7-13 years old

351. Unmanned Aerial System designed and constructed by an exhibitor that is operated by a remote controlled device. The UAS must not be a mere modification of an existing kit or plan. You may not exhibit a UAS that is purchased off the shelf in this class.

352. Practical application of an Unmanned Aerial System construction from a commercial (purchased) kit. This includes the UAS, plus one or more of the following: video, notebook, poster, display board, etc. This class is separate from educational exhibits. A tangible use would be mapping Russian Olive Trees, eroded soils, and bindweed in fields, etc. There are also many other non-agricultural UAS used that would be appropriate for this class.

Senior Division-14 years and older

353. Unmanned Aerial Systems designed and constructed by the exhibitor that is operated by a remote controlled device. The UAS must not be a mere modification of an existing plan or kit. You may not exhibit a UAS that is purchased off the shelf in this class.

354. Practical application of an Unmanned Aerial System construction from a commercial (purchased) kit. This includes the UAS plus one or more of the following: video, notebook, poster, display board, etc. This class is separate from educational exhibits. A tangible use would be mapping Russian Olive Trees, eroded soils, and bindweed in fields, etc. There are also many other non-agricultural UAS used that would be appropriate for this class.

STEM Computers

Check-In: Wednesday, July 26 from 4-6 pm

Judging: Friday, July 28 at Noon

Superintendents: Sukesh Kamesh

The Kansas 4-H STEM Computer Systems portion of the computer project is designed to allow 4-H members to explore how information is moved from one part of the computer to the other; how information is moved between two or more computer systems (networking); how information is stored; or how information is acted on (programming).

Any item which IS NOT a notebook, display board, or poster displayed in this class is considered a “computer system” exhibit and MUST follow the rules set forth below.

1. The actual construction of computer hardware (i.e., building a computer, electronic devices with a motherboard-based manipulation) will remain in the Energy Management division.
2. 4-H members must be currently enrolled in the 4-H STEM – Computers project to exhibit in this division.
3. Each exhibitor may enter one exhibit per class. Exhibits must have been completed during the current 4-H year
4. Exhibitor’s name, county or district, 4-H age, and years(s) in project must be tagged or labeled in a prominent location on the exhibit.
5. If a safety violation is noted by the judges, superintendent, or other staff, the exhibitor’s exhibit, at the judges’ discretion, will receive a participation ribbon.
6. All exhibits must be:
 - a. Self-contained on a USB drive (thumb drive, flash drive, jump drive, or any other name for a small USB storage device; the rules will use USB drive). This means that a judge can plug in the USB drive into a computer and be able to run the exhibit as described below
 - b. System-On-A-Chip (SOC, such as Raspberry Pi) or a Micro-Controller (such as an Arduino or Ozobot) AND is compact (less than 4-8” x 4-8” x 4-8”) system, which can be programmed AND requires minimal assembly to operate (example; connecting power, display, and keyboard/mouse cables). Referred to as a “chip system” through the rest of the rules.

7. Physical computers such as tablets, smartphones, laptops, or personal computers (PCs) will not be accepted as an exhibit.

8. “Chip Systems” may use/include GPIO breadboard or HATs (Hardware Attached On Top) the size of which is not included in the size of the chip system, however, the total size of the chip system and GPIO devices may not exceed 24”x24”x24” including any protective enclosures.

9. Any attached GPIO devices are not judged for electrical construction or quality as this division is focused on the operational aspects of the systems that have automated articulated structures (arms, wheels, grippers, etc.) which the exhibitor constructed. Some of these systems can also be classified as a STEM robot and the exhibitor must decide which division to exhibit in as the exhibit may not be entered in both divisions.

10. For chip systems, all electrical components of the system must be adequately covered or concealed with a protective enclosure. Paper is NOT considered an adequate enclosure or covering for electrical components.

11. All revisions of all forms previously released for the STEM division either undated or dated prior to 2023 are void for use and new forms must be obtained and used that are dated by the Kansas State 4-H Office for the current year. Use of old forms should result in the loss of one ribbon placing for exhibits.

12. For all computer system entries, the following items are required as part of an exhibit packet:

- a. A manila envelope with the Computer Exhibit Form, which is available through your local K-State Research and Extension office or at www.STEM4KS.com. This form must be attached to the outside of a 10”x13” manila envelope. Do not tie the envelope to the exhibit.
- b. A USB drive labeled with the exhibitors name, country or district, and club; in a way that does not prevent it from being plugged into a computer.

- c. For exhibits that are entered on USB drives, at least one (1) graphic (picture, screenshot/capture, slide, etc.) of the project must be printed out on an 8.5”x11” sheet of standard computer paper, **placed in a plastic sheet protector**, to allow for proper display recognition at the Kingman County Fair. On the back side of the graphic, the exhibitor’s name, county or district, and club should be listed.
 - d. Instructions to run any part of the exhibit on the USB (there should be at least three (3) items in your manila envelope: USB drive, graphic, and instructions).
13. Each exhibit must be accompanied by a “4-H Engineer’s Journal.” the engineers journal should be typed. It can either be included electronically on the USB drive or printed and placed in the manila envelope.
- a. The “4-H Engineer’s Journal” should start with a dated entry describing what the exhibitor is trying to accomplish/build.
 - b. The “4-H Engineer’s Journal” should conclude with a dated entry describing what the exhibitor achieved in creating (the start and end many times will be different. The judges are interested in the journey).
 - c. Additional entries in the “4-H Engineer’s Journal” should be made as progress describing successes and failures; as well as the steps done and any sources of information including links used.
 - d. Pictures can also be included in the “4-H Engineer’s Journal” but should not be more than 50% of the entries.
 - e. The “4-H Engineer’s Journal” should contain at least one (1) graphic.
 - f. The “4-H Engineer’s Journal” must be at least three (3) pages in length.
 - g. An example of a “4-H Engineer’s Journal” can be found at www.KansasSTEM.com.
 - h. The “4-H Engineer’s Journal” will comprise 50% of the overall exhibit score. Failure to include a “4-H Engineer’s Journal” will result in the exhibit being disqualified.

- 14. If the exhibit is a program, application, app, website, or requires any coding, the source code must be included on the USB drive. **Failure to include a copy of the “source code” may result in up to one ribbon place deduction.**
- 15. Diagrams or decision trees showing the logical flow of the system must be included on the USB drive for all exhibits. A set of instructions must be provided to run the computer system/application. These instructions should be printed off and included in the exhibit package and a copy should be included on the USB drive.
- 16. Exhibitors should bring a computer that will run their project to the fair for judging as judges typically do not bring computers with them. Operating instructions are still required.
- 17. Instructions should be written as though you were helping a less experienced person use the USB drive with a computer similar to what is described in rule 25 below. An example of instructions can be found at www.KansasSTEM.com.
- 18. Each exhibit can include a video of the youth following their instructions for operation. This allows judges to get a better understanding of the exhibit and allows the youth the opportunity to fully demonstrate their exhibit. The video should be no longer than 9 minutes and should be placed on the USB drive.
- 19. The STEM judges will have internet access at the County Fair. Internet based content may be included in exhibits. Exhibitors should take great care and only go on-line with their guardian’s permission. Usernames and passwords should not be included in the exhibits. If they are required to view the content, a temporary user account and password should be created for the judging at the fair. Once judging is complete, the username and password should be disabled on the account. If a separate user account is not possible, the content should be included as part of the video. **YOU SHOULD NOT SHARE YOUR USERNAME OR PASSWORD WITH OTHERS.**
- 20. Kansas 4-H STEM has made available Linux Virtual Machines (VMs) that can be downloaded and used to create projects on such as web servers, networking, and many other projects. For more information on how these VMs can be leveraged or to download them, visit www.KansasSTEM.com. Exhibitors are not required to use the VMs in their projects, they are optional.

21. All licensing should be adhered to for any software used in the exhibit. Failure to do so will result in a reducing of one ribbon placing and may not be considered for best of show.

22. The creation of viruses, malware, malicious applications or code, defamatory language or graphics, bullying, or any material that is ‘mean’, ‘dangerous’, or ‘harmful’ according to the judge’s opinion will result in the exhibit being disqualified.

23. Pictures or still graphics created are not eligible for entry as a project in this division and should be entered in the appropriate photography division.

24. Judging will be based on a score sheet, which can be found at www.KansasSTEM.com. There are four (4) areas each exhibit will be judged on:

- a. The “4-H Engineer’s Journal (what I learned to make it work)-50% overall score
- b. Instructions (how I help others make it work)-25% overall score
- c. Functionality (does it work)-12% overall score
- d. Diagrams (and code if applicable) (how I think it works)-13% overall score

Classes

355. Computer program, application, app, script, or coded system that is new and unique (not merely a file run in a program, such as a ‘word document’ or a picture drawn in ‘Microsoft Paint’).

356. Computer presentation (powerpoint, webpage/site, animated graphics, etc.)

357. Single computer system (web server, database server, etc.).

358. Networked system consisting of two or more computers.

359. Chip system-a small (4’’x4’’x4’’) programmed physical device that accomplishes a specific task.

STEM Robotics

Check-In: Wednesday, July 26 from 4-6 pm

Judging: Friday, July 28 at Noon

Superintendents: Sukesh Kamesh

The Kansas 4-H STEM Robotics program is designed to allow 4-H members to explore robotics through robots of various designs.

Rules

1.4-H members must be currently enrolled in the Kansas 4-H STEM - Robotics project to exhibit in this division.

2.Each exhibitor may enter one robot per class. Exhibits must have been constructed and/or completed during the current 4-H year.

3.Each robot must be free-standing, without the need for additional supports in order to be moved or exhibited.

Each exhibit must include a robot, information packets are not a sufficient exhibit.

4.Robots must have automated articulated structures (arms, wheels, grippers, etc.). Game consoles that display on a screen are not considered robots and should either be entered in computer system division or energy management project. Robots requiring no assembly, just programming, such as Ozobots, are considered computer system projects as the skill is focused on the programming not on the construction of the robot.

5.Robot dimensions should not exceed 2 feet high, by 2 feet wide, by 2 feet deep. Weight may not exceed 15 pounds. If displayed in a case (not required or encouraged for the state fair, but strongly encouraged for county fairs) the outside case dimensions may not be more than 26 inches in height, width, or depth.

6.Materials including but not limited to obstacles, spare batteries, and mats for testing the robot may be placed in a separate container, which is not included in the robots’ dimensions, that container may not be larger than 576 cubic inches as measured along the outside of the container (Examples: 4’’ x 4’’ x 36’’ or 4’’ x 8’’ x 18’’ or 6’’ x 6’’ x 16’’). The container, if used, and/or any large objects (such as mats or obstacles) should be labeled with the exhibitor’s name(s) and county or district.

7.All electric components of the robot must be adequately covered or concealed with a protective enclosure. Paper is NOT considered an adequate enclosure or covering for electrical components.

8. Robots may be powered by an electrical, battery, water, air, or solar source only. Junk drawer robots may be powered by a non-traditional power source. Robots powered by fossil fuels/flammable liquids will be disqualified. Robots that include weaponry of any kind will be disqualified. Weaponry is defined as any instrument, possession, or creation, physical and/or electrical that is intended to inflict damage and/or harm to individuals, animal life, and/or property.

9. Remote controlled robots are allowed under certain conditions provided that the robot is not drivable. Robotic arms (hydraulic or electric) are allowed. A remote is allowed, provided more than a single action happens when a single button is pressed on the remote, for example “a motor spins for 3 seconds, at which point an actuator is triggered, then the motor spins for 3 more seconds.” Remote controlled cars, boats, planes and/or action figures, etc. are not allowed.

10. Each robot must be in working condition. The judges will operate each robot to evaluate its workmanship and its ability to complete its intended task. In the event the robot uses a phone, tablet, or similar device for both programming AND control of the robot a video will be used to evaluate the working condition of the robot.

11. Each exhibitor is required to complete the “4-H STEM Robotics Exhibit Information Form” which is available through Kingman County Extension office or at www.STEM4KS.com. This form must be attached to the outside of a 10” x 13” manila envelope. All revisions of all forms previously released for the STEM division either undated or dated prior to current year are void for use and new forms must be obtained and used that are dated by the State 4-H Office for the current year. Use of old forms should result in the loss of one ribbon placing for exhibits.

12. The exhibit must include written instructions for operation (the instructions should be written as if they were to tell a grandparent or elderly person how to operate the robot), construction plans, and one to three pages of project photographs. In addition, a 5-minute video presentation placed on a CD, DVD, USB drive, or similar removable storage device, if applicable. For robots that can be programmed, robot programming information must be included, this information should be placed inside the 10” x 13” manila envelope mentioned above. Robot programming information can be, but not limited to, source code, block diagrams, screen captures of the coding window, and other images that show the programming logic used. The exhibitor may enter their electronic project listed under the energy management program if the exhibitor so chooses. No exhibitor will be allowed to set up their robot in person.

13. In the event that the robot uses a device like a phone, iPad, or tablet for programming AND operation, please bring the device to the County Fair, but take with you following judging. The device’s safety cannot be insured. Instead record a video demonstrating the instructions included for your robot. It should show, setting up the robot, starting the robot, the robot executing its task, and powering off the robot, just like the instructions are written.

14. Each exhibit MUST include a video of the youth following their instructions for operation. This allows judges to get a better understanding of the exhibit and allows the youth the opportunity to fully demonstrate their exhibit. The video should be no longer than 8 minutes and should be placed on the CD, DVD, USB drive, or similar. These videos may also be considered for inclusion in a running video loop in the STEM area at the state fair after review by judges, superintendent(s), and extension staff. Adult guardians must complete the video release included with the exhibit form. If the release is not completed the video will not be included in the video loop on display in the STEM area at the Kansas State Fair.

15. All robots should have a purpose or intended function, examples include, but are not limited to following a line, sweeping the floor, solving a Rubix Cube, sorting colors, or climbing stairs.

16. Exhibitor's name(s) and county or district must be tagged or labeled on the robot such as on the bottom of the robot, exhibit cards are not an acceptable form of labeling

17. There are no county or district boundaries that must be adhered to in order to form a Kansas 4-HSTEM Robotics team. However, as mentioned in #1, each team member must be currently enrolled in the Kansas 4-H STEM project.

Classes

Junior Division-7-13 Years

360. Robot made from a commercial (purchased) kit. No programming, just assembly.

361. Robot designed by exhibitor. The robot must not be a mere modification of an existing robot kit or plan.

362. Programmable robot made from a commercial (purchased kit).

362a. Robot designed and constructed by exhibitor or from a commercial kit, that is operated by a remote controlled device.

363. Junk Drawer Robotics

Senior Division-14 Years and Older

364. Robot made from a commercial (purchased kit). No programming, just assembly.

365. Robot designed by exhibitor. The robot must not be a mere modification of an existing robot kit or plan.

366. Programmable robot made from a commercial (purchased) kit.

367. Robot designed and constructed by exhibitor or from a commercial kit, that is operated by a remote controlled device.

368. Junk Drawer Robotics

Team Robotics Project

369. Robot designed and constructed by two or more 4-H STEM project members. The robot must be not a mere modification of an existing robot kit or plan. The robot may be a programmable type that is made from a commercial (purchased) kit. This division is designed to encourage teamwork and cooperation among fellow 4-H STEM members. As with many high-tech projects today, no one person designs and builds a robot alone. It takes the brainstorming, planning, problem solving, and cooperation of an entire team to complete a given robotics project.

STEM

Educational Exhibits-Posters, Notebooks, and Display Boards

1. The General Exhibit rules for ALL categories apply.

2. For notebooks, display boards, and posters, no additional exhibit information is required; no manila envelope is needed for these exhibits.

3. Exhibits in posters, notebooks, and display boards must contain substantial supporting educational materials.

4. Educational display boards, posters, and notebooks should be creative and showcase details about the knowledge learned in the project during the current 4-H year. Value is placed on youth who can demonstrate how their skills have increased while completing the project. Each exhibit will be judged on uniqueness, creativity, neatness, accuracy of material, knowledge gained, and content. An exhibit judging score sheet will be available at www.STEM4KS.com. For example, a rocket that may have crashed and/or is highly damaged may be made into an educational display or poster that tells a great story with many lessons learned.

5. Follow copyright laws, citing all sources of information in a standard notation. Sources of information must be cited on the front of your exhibit, including all posters and educational display boards.

6. Educational displays are not to exceed a standard, commercial 3'x4' tri-fold display board. No card table exhibits will be allowed. Care should be taken to use durable materials that will withstand fair conditions.

7. "Construction Kits" that are part of educational displays must be contained in cases (tackle boxes, sealable containers, etc) that may not be larger than 1'x2'x2' and must have a latch which securely keeps all components contained in the "Construction Kits". Other components are to adhere to the appropriate dimensions as stated elsewhere.

8. Educational Project notebooks must be organized in a 3-ring binder.

9. Any three-dimensional display exhibits may not be thicker than 1".

10. Engines and igniters for rockets ARE NOT permitted with the exhibit and constitute for an immediate disqualification. This is for safety reasons and includes both spent and live engines.

11. Exhibitor's names, county or district, age, and year(s) in the project must be tagged or labeled in a prominent location on the notebook and/or "Construction Kit." For educational displays and/or posters, the exhibits name, county or district, age, and year(s) in the project must be tagged or labeled on the back of the exhibit. Exhibit cards are not sufficient as they may be removed or repositioned for the display. Failure to label an exhibit may result in one ribbon placing deduction.
12. Exhibits should possess the following qualities (in no particular order):
- Central theme
 - What you want others to learn
 - Be designed and constructed in a manner benefiting the exhibit
 - Be something you are interested in
 - Be related to astronomy, computer systems, robotics, rocketry, or unmanned aerial systems.
14. If a safety violation is noted by the judges, superintendent, or other staff, the exhibitors exhibit, at the judge's discretion, will receive a participation ribbon.

Classes

Educational Displays

Astronomy Junior Division-7-13 Years Old

370. Junior Astronomy Educational Display
 371. Junior Astronomy Educational Notebook
 372. Junior Astronomy Educational Poster

Astronomy Senior Division-14 Years and Older

373. Senior Astronomy Educational Display
 374. Senior Astronomy Educational Notebook
 375. Senior Astronomy Educational Poster

Rocketry Junior Division 7-13 Years Old

376. Junior Rocketry Educational Display
 377. Junior Rocketry Educational Notebook
 378. Junior Rocketry Educational Poster

Rocketry Senior Division-14 Years and Older

379. Senior Rocketry Educational Display
 380. Senior Rocketry Educational Notebook
 381. Senior Rocketry Educational Poster

Robotics Junior Division-7-13 Years Old

382. Junior Robotics Educational Display
 383. Junior Robotics Educational Notebook
 384. Junior Robotics Educational Poster

Robotics Senior Division-14 Years and Older

385. Senior Robotics Educational Display
 386. Senior Robotics Educational Notebook
 387. Senior Robotics Educational Poster

Robotics Team Project

388. Team Robotics Educational Display
 389. Team Robotics Educational Notebook
 390. Team Robotics Educational Poster

Computers-Junior Division-7-13 Years Old

391. Junior Computer Educational Poster
 392. Junior Computer Educational Display
 393. Junior Computer Educational Notebook

Computers-Senior Division-14 Years and Older

394. Senior Computer Educational Poster
 395. Senior Computer Educational Display
 396. Senior Computer Educational Notebook

Unmanned Aerial System-Junior Division-7-13 Years Old

397. Junior Unmanned Aerial System Educational Poster
 398. Junior Unmanned Aerial System Educational Display Board

399. Junior Unmanned Aerial System Educational Notebook

Unmanned Aerial System-Senior Division-14 Years and Older

400. Senior Unmanned Aerial System Educational Poster

401. Senior Unmanned Aerial System Educational Display Board

402. Senior Unmanned Aerial System Educational Notebook

Department 30: 4-H Banner Exhibit

Hanging-Wednesday, July 26 from 4-6pm

Judging-Friday, July 28 at Noon

Superintendent:

1. Each 4-H Club has been given the opportunity to enter a banner. Aimee Ogg, Emily Ogg
2. Basis of Award:
 - a. Educational Value-40%
 - b. Interested and Originality-20%
 - c. Appearance-20%
 - d. Quality of Display-20%
3. Each banner should illustrate a phase of 4-H work which is being practiced by 4-H youth or promote 4-H generally.
4. Banners are 2-dimensional displays, depicting 1 idea.

Guidelines

1. Dimensions are to be no less than 12 square feet and no more than 16 square feet, with no side less than 3 feet.
2. Banners must be hung on a rod strong enough to support the banner. On each end of the dowel rod there must be a 6" long chain with an "S" hook on the end.
3. Banners should be made of non-flammable material that permits the banner to be folded or rolled without damaging the display. Objects may not be attached to the front of the banner.
4. Attach a label to the front, lower left-hand corner of the banner (as you face it), giving the name of the club and county. Lettering should be 2 inches in height.
5. Banners will be picked up by the Extension Office for display.
6. Banners cannot contain copyrighted material (for example: Precious Moments, Spiderman, Uncle Sam, Etc.)
7. Banner details and design must extend no more than ¼" from the surface.
8. Any banner not following these specifications may still be displayed but not judged.

Class

403. 4-H Banner

Department 31: 4-H STEM

Ag Mechanics

Check-In: Wednesday, July 26 from 4 to 6pm

Judging-Friday, July 28 at Noon

Superintendent: Melissa Thimesch

1. 4-H Members must currently be enrolled in the Kansas 4-H STEM Ag Mechanics (welding) project to exhibit in this division.
2. Each exhibitor may enter one exhibit per class. Exhibits must have been constructed or repaired during the current 4-H year.
3. Wheeled Exhibits must utilize a braking mechanism which prevents the exhibit from freely rolling while on display.
4. Exhibitors are responsible for providing sufficient braking or 'chocks' for trailer exhibits to ensure that the exhibits do not move once positioned. If using a wheel 'chocking' mechanism, the two individual blocks should be connected together as a pair of chocks, so they do not become separated. At least one pair of chocks should be placed on each side of the trailer to prevent movement.
5. For trailer exhibits, the tongue of the trailer should have a locking mechanism (e.g. padlock) to prevent the trailer from being moved by unauthorized individuals while being displayed. A key for the locking mechanisms should be left with the superintendent and labeled with the exhibitors name, county or district, and phone number.
6. Each exhibit must be free-standing or sufficiently supported by an exhibitor supplied support system that is moveable and is part of the total dimensions and weight of the exhibit as described previously. Exhibit boards should have a portable and moveable base. NO exhibits may be staked to the ground for display.
7. Top heavy items should be braced or placed in a stand sufficient to prevent it from toppling over while on display.
8. Exhibits may not be bound, affixed, attached to buildings, except by superintendent, staff, or extension staff.
9. Painting or spot painting is not allowed on projects after arrival on fairgrounds. If wet paint is detected by judges or superintendents, one ribbon placing will be deducted.
10. Repair projects having adequate original finish need not be repainted.

11. Cutting surfaces, such as blades or knives, are to have a protective covering over them to prevent injury. The covering should be easily removed and reinstalled for judging. Foam “pool noodles” and multiple layers of cardboard are acceptable.

12. Display cases for small exhibits, such as knives, are acceptable, and must be easily opened so the item can be removed and examined as part of judging.

13. Exhibits that include weaponry of any kit will be disqualified. Weaponry is defined as any instrument, possession, or creation, physical and/or electrical that is intended to be used to inflict damage and/or harm individuals, animals, and/or property.

14. If the exhibit is powered by flammable liquids (gas, propane, kerosene, etc.) the fuel tank and lines should be drained and allowed to dry, to avoid spills and potential fires.

15. Electric powered (battery, corded, solar, or alternative energy) should have a primary shutoff or disconnect switch.

16. If a safety violation is noted by the judges, superintendent, or other staff, the exhibitors exhibit, at the judges’ discretion, will receive a deduction in ribbon placement or a participation ribbon.

17. The exhibitor’s name and county or district must be tagged or labeled in a prominent location on the display.

18. Each exhibit must include an Ag Mechanics Information Packet. Entry of just a packet without accompanying exhibit is not a sufficient exhibit.

19. Each exhibitor is required to complete the “4-H STEM Ag Mechanics Exhibit Information Form” which is available through your local K-State Research and Extension Office or at www.STEM4KS.com. This form must be attached to the outside of a 10’’x13’’ manila envelope. Do not tie the envelope to the exhibit. All revisions of all forms previously released for the STEM division dated prior to the current year are void for use and new forms must be obtained and used that are dated by the State 4-H Office for the current year.

20. Each exhibit information packed should include the following items:

- a. Bill of materials for the project with associated costs, scrap items used may be listed as having a \$0.00 cost.
- b. One to five pages of photos showing working on the exhibit, preferably from beginning state to final or completed state.

c. If appropriate schematics or working drawings relating to the creation or repair.

d. If appropriate, operating instructions.

21. Additionally, exhibitors may create an optional video (not required) about their project showing its operation and the work they have done. This allows judges to get a better understanding of the exhibit and allows the youth the opportunity to fully demonstrate their exhibit. The video should be no longer than 8 minutes and should be placed on a USB drive. These videos may also be considered for inclusion in a running video loop in the STEM area at the state fair after review by judges, superintendents, and extension staff. Adult guardians must complete the video release included with the exhibit form. If the release is not completed, the video will not be included in the video loop on display in the STEM area at the Kansas State Fair. However, video may be waived at the county level in favor of talking to the judge.

Classes

Introductory-Level 1 Classes-1-3 Years of Experience

This level is designed for youth with little to no exposure in the project area so that they can gain an understanding of basic principles and methods in the given areas.

404. Level 1 Welding Display Board-3’ display board with different pieces of metal attached illustrates different types of welds, each weld being labeled.

405. Level 1 Welding Ag Repair-repair a piece of ag equipment with welding

406. Level 1 Welding Ag Fabrication-creation of new ag equipment with welding

407. Level 1 Welding General Repair-repair of non-ag equipment with welding

408. Level 1 Welding General Fabrication-creation of non-ag equipment with welding

409. Level 1 Welding Artistic Fabrication-creation of artistic or interpretive pieces with welding

410. Level 1 Welding Brazing Repair

411. Level 1 Welding Brazing Fabrication

412. Level 1 Smithing Display Board-3’x3’ display board with different pieces of forged metal attached illustrating different forms, each form being labeled.

413. Level 1 Smithing-A designed ford with at least **one** formed element (twists or spirals for example).

Experienced-Level 2 Classes-4-6 Years of Experience

This level is designed for youth with some experience in the project area allowing them to expand on common principles and methods in the given area.

414. Level 2 Welding Ag Repair-repair of ag equipment with welding

415. Level 2 Welding Ag Fabrication-creation of new ag equipment with welding

416. Level 2 Welding General Repair-repair of non-ag equipment with welding

417. Level 2 Welding General Fabrication-creation of non-ag equipment with welding

418. Level 2 Welding Artistic Fabrication-creation of artistic or interpretive pieces with welding

419. Level 2 Brazing Repair

420. Level 2 Brazing Fabrication

421. Level 2 Smithing-A designed forged with at least two different formed elements (twists and spirals for example)

Advanced-Level 3 Classes-7-9 Years of Experience

This level is designed for youth with vase experience in the project area allowing them to master common principles and methods and expand on advanced techniques in the given area.

422. Level 3 Welding Ag Repair-repair of ag equipment with welding

423. Level 3 Welding Ag Fabrication-creation of new ag equipment with welding

424. Level 3 Welding General Repair-repair of non-ag equipment with welding

425. Level 3 Welding General Fabrication-creation of non-ag equipment with welding

426. Level 3 Welding Artistic Fabrication-creation of artistic or interpretive pieces with welding

427. Level 3 Brazing Repair

428. Level 3 Brazing Fabrication

429. Level 3 Smithing-A designed forged with at least three different formed elements (twists and spirals for example)

Master-Level 4 Classes-10 Years or More Experience

This level is designed for youth with substantial experience in the project area allowing them to master advanced techniques in the given area.

430. Level 4 Welding Ag Repair-repair of ag equipment with welding

431. Level 4 Welding Ag Fabrication-creation of new ag equipment with welding

432. Level 4 Welding General Repair-repair of non-ag equipment with welding

433. Level 4 Welding General Fabrication-creation of non-ag equipment with welding

434. Level 4 Welding Artistic Fabrication-creation of artistic or interpretive pieces with welding

435. Level 4 Brazing Repair

436. Level 4 Brazing Fabrication

437. Level 4 Smithing-A designed forged with at least four different formed elements (twists and spirals for example)

Department 32: 4-H STEM Architectural Block Construction

Check-In: Wednesday, July 26 from 4-6pm

Judging: Friday, July 28 at Noon

Superintendent: Suresh Kamesh

The STEM ABC exhibit area focuses on using architectural blocks (“Legos”) to construct dioramas. This project allows youth to explore architectural design in a three-dimensional space. The intent for this program is to allow youth to explore the construct and gain knowledge through interaction with a common toy. This division is not intended for youth wishing to exhibit constructed kits. Kits and non-diorama displays should not be displayed in this division.

Rules

1.4-H members must be currently enrolled in the Kansas 4-H STEM – Architectural Block Construction project to exhibit in this division.

2.Each exhibitor may enter one exhibit. Exhibits must have been constructed during the current 4-H year. The exhibit must have been selected at the county level for entry at the State Fair. Counties are limited to FOUR exhibits to the state fair to insure sufficient space for all exhibitors.

3.Total exhibit dimensions may not exceed 2 feet high, by 2 feet wide, by 2 feet deep.

4.The minimum exhibit dimensions must be at least 6 inches wide and deep.

5.All exhibits should be placed in a sturdy see-through enclosure with a top, bottom, and 4 sides. A clear tub turned upside down with the exhibit placed on the lid would be an acceptable enclosure. It may be desirable to place a cutting board or other hard surface between the lid and base plate of the exhibit to make it sturdy. This is to keep exhibit components from being “scattered to parts unknown” at the fair. The outer dimensions of the enclosure **do not count** towards the total exhibit dimensions but should not be excessive.

6.All components used in construction should be dust free, clean, free of chips, scuffs, or cracks

7.Gaps or cracks should not be visible between assembled blocks unless they fit with the story, for example an earthquake

8.The primary building component should be interlocking blocks, commonly referred to by the brand name of Lego®

9.Other components can be integrated into dioramas to illustrate architectural aspects that may be difficult to convey with traditional interlocking blocks, for example marbles for small round objects

10.The use of existing “store bought” sets for major elements of the display is not allowed, use of figurines from sets is allowed as are using individual bricks to create something different than the set it came from. The intent of this is to ensure fairness among exhibitors and encourage maximum creativity instead of just following a set of plans.

11. Dioramas should be suitably complex and have multiple elements, for example, a camp site that has a log cabin, a tree fort, and a car.

12.All dioramas should have a story, which is part of the information pack, that describes what is happening in the diorama; this can be as simple (the nursery rhyme “Jack and Jill” for example) or complex as needed to explain to someone looking at the exhibit what is happening.

13.Vehicles that are intended to stay in a single place should be affixed to base plates with sticky tack, hot glue, or other method

14.Mechanical enhancements or motion elements that add motion to the diorama are acceptable and encouraged. For example, marry-go-rounds, doors, elevators, gears, marbles going down a channel, flapping wings, animatronics, etc. If included judges should be able to use them and instructions should be provided for operation either in the story or on a separate page.

15.Artistic designs , for example recreating paintings like the “Mona Lisa” or “Starry Nights” and structures like “David” are not permitted as exhibits and one ribbon placing should be deducted,

16.The exhibitor’s name(s) and county or district must be tagged or labeled in a prominent location on the display, additionally the display case should have the exhibitor’s information attached to it as well, as the top part of the case may be separated from the display

17.Each exhibit must include an Architectural Block Construction information packet. Entry of just a packet without an accompanying exhibit is not a sufficient exhibit.

18.Each exhibitor is required to complete the “4-H STEM Architectural Block Construction Exhibit Information Form” which is available through the Kingman County Extension office or at www.STEM4KS.com. This form must be attached to the outside of a 10” x 13” manila envelope. Do not tie the envelope to the exhibit. All revisions of forms previously released for the STEM division dated prior to current year are void for use and new forms must be obtained and used that are dated by the Kansas State 4-H Office for the current year.

19.Each exhibit information packet should include the following items:

- a. 1 to 5 pages of photos showing work on the exhibit, preferably from a beginning state to final or completed state, these help in determining where a part might go in case something comes loose.
- b. If appropriate operating instructions for mechanical portions of the diorama.

20. Additionally, exhibitors are required to create a video about their project discussing their construction experiences and the architectural elements of the diorama (tell the story of what is happening in their exhibit). This allows judges to get a better understanding of the exhibit and allows youth the opportunity to fully explain their exhibit. The video should be no longer than 8 minutes and should be placed on a USB drive. These videos may also be considered for inclusion in a running video loop in the STEM area at the state fair after review by judges, superintendent(s), and extension staff. Adult guardians must complete the video release included with the exhibit form. If the release is not completed the video will not be included in the video loop on display in the STEM area at the Kansas State Fair.

Classes

438. Junior (7-8 years old) Interlocking brick diorama built from scratch

438a. Cloverbud STEM Architectural Block Construction

439. Intermediate (9-13 years old) Interlocking brick diorama built from scratch

440. Senior 14 years and up) Interlocking brick diorama built from scratch

Department 33: 4-H Miscellaneous & Organized Project Exhibits

Check-In: Wednesday, July 26 from 4-6pm

Judging: Friday, July 28 at Noon

Superintendent: Aimee Ogg, Emily Ogg

This department includes family studies, citizenship, reading, recreation, safety, health, horseless horse, bicycle safety and care, leadership, veterinary science, public speaking, self-determined, tractor, plant science, ATV safety, individual and community resource projects, performing arts, pets, dog, shooting sports, etc.

Educational Display Rules

1. Read General Rules
2. Exhibitors must be enrolled in the project. An exhibitor may make only one (1) entry in the educational display division.

3. Exhibits in this division are open to educational or creative displays. Follow copyright laws as you are preparing your exhibit. Take care to select materials to withstand County and State Fair conditions. No card table exhibits are allowed. If the exhibit is a poster, it must be no larger than 22''x 28''. Displays are not to exceed a standard, commercial 3'x4' tri-fold display board. Any three-dimensional poster or display board exhibits may not be thicker than 2''.

4. Exhibitors must comply with state and federal laws and Kingman County Fair Management policies. No 'live' ammunition or explosive powders may be used in the display. Artistic substitutes must be used in lieu of powder or 'live' ammunition. Please remember that neither the Kingman County Fair Board nor the Department of Youth and Development, Kansas State University and Extension are liable for the loss or damage of any personal property included as part of your display.

5. Name, county, age, and year in the project should be in a prominent location on the exhibit.

6. Displays should be judged as follows:

- a. Stopping Power-15 points-Is the main idea specific? Is the idea presented clearly, simply, forcefully?
- b. Interest Holding Power-15 points-Does the exhibit give the observer additional facts in a clear, concise, informative way?
- c. 4-H Project Application-15 points-Is the subject matter in an effective showcase?
- d. Mechanical Power-5 points-Correct letter size, pleasing color combination, appropriate symbols and models?
- e. Personal growth-25 points-How much knowledge was gained by the exhibitor? Enthusiasm shown?
- f. Educational Value-25 points-Knowledge shared?

Classes

- 441. Poster Relatng to Project
- 442. Educational Display
- 443. 4-H Secretary Book
- 444. 4-H Reporter's Notebook
- 445. 4-H Leadership Notebook
- 446. 4-H Club Scrapbook
- 447. Miscellaneous Class
- 447a. Cloverbud

Open Class

There will be a \$2.00 charge per entry for open class. Due to this, an increase in payouts has happened. Payout schedule is as follows:

Purple ribbon: \$4

Blue ribbon: \$3

Red ribbon: \$2

White ribbon: \$1

Department A: Art Exhibition and Contest

Check-In: Monday, July 24 from 6:00-8:00pm;

Wednesday, July 26 from 7:30-8:30 am

Judging: Wednesday, July 26 at 9am

Superintendents-Jeralyn Hill and Sukesh Kamesh

1. Read General Rules
2. Artwork is to be original artwork.
3. Up to three (3) pieces of artwork may be submitted in any art medium(s), two-dimensional or three-dimensional. Two-dimensional artwork must be matted or framed and suitable for hanging on the pegboard display on the fairgrounds.
 - a. Artwork with metal saw-tooth hangers or eyelet screws are not acceptable.
 - b. The hanger on a frame should consist of a wire across the back attached to the eyelet screws on the backside of the frame.
 - c. No masking/duct taped string/yarn hanger is acceptable.
 - d. On lightweight art, depending on the size, 1 or 2 adhesive, clear plastic sawtooth hangers may be attached to the back of the artwork. (These hangers can be found in the Frame Department at Hobby Lobby).
4. Art that does not have an appropriate hanger on the back will be docked on level and will not be displayed.
5. Be sure to list your age on your entry card.
6. Artwork must be titled and dated with a 3''x 5'' card attached (i.e. paperclip).
7. All exhibits needing to be hung must have a wire hanger attached to be properly displayed.
8. Each class winner will receive a sweepstakes ribbon and prize money.
9. Each class below includes these categories: oils, acrylics, watercolor, pen and ink, and other media.

Classes

500. Junior (7-9 years old)

501. Intermediate (10-13 years old)

502. Senior (14-18 years old)

503. Adult (19 years and older)

Department B: Hobbies and Crafts

Check-In: Monday, July 24 from 6:00-8:00pm;

Wednesday, July 26 from 7:30-8:30 am

Judging: Wednesday, July 26 at 9am

Superintendent-Cindy Allen, Reese Allen

1. Read General Rules
2. Article must have been made in the last year, after the previous Kingman County Fair!
3. A judging schedule will be determined following the pre-entry processing.
4. One to three craftworks can be submitted in each class.
5. No duplicate entries will be accepted (for example, needlepoint key rings).
6. Pieces that are to be hung on a wall **MUST HAVE** an appropriate hanger so it can be hung at the County Fair.
 - a. Artwork with metal sawtooth hangers or eyelet screws, making tape, or duct tape, string/yarn are not acceptable.
 - b. The hanger on a frame should consist of a wire across the back attached to eyelet screws on the backsides of the frame.
 - c. On lightweight art, depending on size, 1 or 2 adhesive clear, plastic, sawtooth hangers may be attached to the back of the artwork. (These hangers can be found in the Frame Department at Hobby Lobby).
7. Art that does not have appropriate hanger on the back will be docked one level and not be displayed.
8. Ribbons will be awarded based on merit and quality of entry.

Classes

- 504. Stuffed Dolls, Animals
- 505. Wheat Weaving
- 506. Wood Carving
- 507. Leather Craft
- 508. Stained Glass
- 509. Holiday Crafts
- 510. China Painting
 - a. Professional China Painting
 - b. Amateur China Painting
- 511. Decorated Clothing (painted shirts, sweatshirts, etc)
- 512. Folk Art & Tole Painting
- 513. Wood Crafts
- 514. Ceramics (commercial mold, glazed)
- 515. Ceramics (commercial mold, dry brush)
- 516. Pottery, Wheel Piece
- 517. Pottery, Hand Molded
- 518. Collection Display (scrapbooks, etc.)
- 519. Iron Craft
- 520. Other Craft
- 521. Junior Crafts
 - a. Stuffed Dolls
 - b. Wheat Weaving
 - c. Leather Crafts
 - d. Stained Glass
 - e. Holiday Crafts
 - f. China Painting
 - g. Decorated Clothing
 - h. Folk Art & Tole Painting
 - i. Ceramics (commercial mold, glazed)
 - j. Ceramics (commercial mold, dry brush)
 - k. Pottery, wheel piece
 - l. Pottery, hand molded
 - m. Collection Display
 - n. Any other junior craft
 - o. Iron craft
 - p. Other crafts

Department C: Barn Quilt Contest

Check-In: Monday, July 24 from 6:00-8:00pm;

Wednesday, July 26 from 7:30-8:30 am

Judging: Wednesday, July 26 at 9am

Superintendents-Cindy Allen, Reese Allen

1. Open to all ages.
2. See General Regulations-Open Class Section
3. Must be a 2'x2' square. Display cannot be on point (diamond shaped) due to display limitations.
4. Needs to be prepared for hanging. Participant must supply hooks (cup hooks or 'J' hooks, 2" from the top edge of the quilt). Participant is responsible for using the correct size of hooks according to weight.
5. Must be on $\frac{3}{8}$ " or $\frac{1}{2}$ " thick exterior durable material. MDO (medium density overlay) board is recommended.
6. Champion Barn Quilt will go on to the Kansas State Fair Barn Quilt Contest. The Champion at the Kansas State Fair becomes property of the Kansas State Fair and will be put on permanent display in the Pride of Kansas Building with acknowledgement of the creator and year won.
7. The decision of the judges will be final.
8. All entries will be on display.
9. 1st, 2nd, and 3rd, place ribbons and premium will be given.
10. Recommendations:
 - a. Prime board with two coats of primer
 - b. Use latex enamel paint
 - c. Original designs are encouraged. If copies, credit should be given.

Classes

- 522. Barn Quilt Class

Department D: Clothing

Check-In: Monday, July 24 from 6:00-8:00pm;

Wednesday, July 26 from 7:30-8:30 am

Judging: Thursday, July 27 at 9am

Superintendents:

1. All articles must be clean.
2. Only 1 entry in each class per exhibitor.
3. All articles entered into this departments must have been made since the previous fair or later by the part in whose name the entry is made.
4. Premiums will only be paid as listed. Exhibits of anything not listed will be appreciated. They will be judged and ribbons awarded, but paid premiums.
5. Entries must have a hanger in place for hanging.

Classes

523. Home Sewing

- a. Best Dress
- b. Casual Dress
- c. Long Dress
- d. 2-Piece Outfit
- e. Woman or Girl's Coat
- f. Woman or Girl's Suit
- g. Woman's Slacks
- h. Man or Boy's Tailored Coat or Jacket
- i. Woman's Blazer
- j. Man or Boy's Slacks
- k. Child's Coat (12 years and under)
- l. Child's Best Dress (12 years and under)
- m. Child's Dress, Plain (12 years and under)
- n. Boy's Dress Outfit (12 years and under)
- o. Child's Play Outfit (12 years and under)
- p. Infant Garment
- q. T-Shirt
- r. Man or Boy's Shirt
- s. Blouse
- t. Skirt
- u. Shorts
- v. House Coat
- w. Senior Citizen Garment
- x. Aprons, Plain
- y. Aprons, Fancy
- z. Other

524. Junior- Youth ages 17 and under

- a. Dress
- b. Slacks
- c. Skirt
- d. Blouse
- e. Sport Outfit
- f. Miscellaneous

Department E: Farm, Garden, and Misc. Crops

Check-In: Thursday, July 27 from 10 to Noon

Judging-Thursday, July 27 at 1:00pm

Superintendent: Cami McAndrew

1. Exhibits must have been grown by or on the farm of the exhibitors in the current year. Only one entry in each class may be made from the same farm or by the same exhibitor. Exhibits must be in place on Thursday, July 27 by NOON. Please identify the variety.
2. Vegetable and root crops should be brushed or carefully washed. Remove all stems, etc., if applicable.
3. Wheat, barley, oats, and rye must be cleaned or exhibited in a gallon jar and carry a label indicating the name of the variety exhibited. Grain sorghums, forage sorghums, and corn should also be identified with the breeder's name and the variety number. Premiums will not be awarded to exhibits unless properly identified.
4. Where a class is not divided into varieties, all varieties in that class compete together for the class award except where four or more exhibitors are entered in a variety, in which case, they will be judged together as a separate class.
5. Exhibits of anything or varieties not listed will be appreciated. They will be judged and ribbons awarded but no cash premiums can be paid.

Classes

- 525. Odd Vegetable
- 526. Wheat Public Varieties (1 gallon) Examples: Jagger, 2137, 2163, etc.
- 527. Wheat Proprietary Varieties (1 gallon) Examples: Pecos, Tomahawk, Big Dawg, Coronado, Etc.
- 528. Oats (1 gallon)
- 529. Barley (1 gallon)
- 530. Rye (1 gallon)
- 531. Grain Sorghums, 10 heads (short season varieties)
- 532. Grain Sorghums, 10 heads (long season varieties)
- 533. Sorghums, 10 heads
 - a. Forage
 - b. Sudan grass
 - c. Others
- 534. Popcorn, 10 ears
- 535. Yellow corn, 10 ears
- 536. White Potatoes (display 5 of 1 variety)
- 537. Red Potatoes (display 5)
- 538. Sweet Potatoes

Small Vegetables (Display 5)

- 539. Table Beets
- 540. Bermuda Onions
- 541. Yellow Onions
- 542. Red Onions
- 543. Carrots
- 544. Parsnips
- 545. Tomatoes (large fruit)
- 546. Tomatoes-Pear
- 547. Tomatoes-Cherry
- 548. Turnips
- 549. Cucumbers-Slicers
- 550. Cucumbers-Pickles
- 551. Bell Peppers, Green
- 552. Other Peppers
- 553. Bell Peppers, Yellow
- 554. Okra
- 555. String Beans
- 556. Rhubarb
- 557. Other Vegetables

Large Vegetables

- 558. Watermelon (larger)
- 559. Watermelon (refrigerated)
- 560. Squash, winter
- 561. Squash, Summer or Yellow
- 562. Squash, Zucchini
- 563. Squash, Other
- 564. Pumpkin
- 565. Pumpkin, pie
- 566. Cantaloupe, Muskmelon
- 567. Eggplant
- 568. Cabbage
- 569. Sunflower head
- 570. Other Large Vegetable
- 571. Exhibit consisting of five different fresh vegetables. Canned vegetables are not accepted. Only one variety of a specific vegetable may be exhibited. The number of individual vegetables to be exhibited is as follows:
 - Large Vegetables (one each): watermelon, squash, pumpkin, eggplant, cabbage, cantaloupe
 - Medium Vegetables (five each): cucumbers, peppers, tomatoes, parsnips, carrots, okra, beets, onions, irish potatoes, sweet potatoes, red potatoes.
 - If small vegetables, such as green beans, are used as one of the five different vegetables, a dozen is suggested.
- 572. Apples, Display 5
- 573. Peaches, Display 5
 - a. Freestone
 - b. Cling
- 574. Raspberries
- 575. Blackberries
- 576. Alfalfa, 1 bale
- 577. Prairie Hay
- 578. Legume Seed
 - a. Alfalfa, 2 quarts
 - b. Sweet Clover, 1 quart
- 579. Junior Vegetable Class-open to youth 17 years or younger who are not members of 4-H or FFA. Individuals may have four different entries in this class. Each entry will be judged according to its quality and awarded a purple, blue, red, or white ribbon.

Market Wheat Show

Entries due: TBD to their respective elevators

Awards will be displayed in the South Room during the Festival of Breads

1. All entries will be tested prior to the County Fair.
2. Crop Data Cards and Samples are to be turned into the Extension office TBD.
3. All wheat exhibits must be produced in Kingman County during the present year.
4. Any entry which has been hand-picked or screened will be disqualified.
5. Limitations of entries: each farmer is limited to one(1) entry for each variety of wheat grown on the exhibitor's farm. A producer is someone who is recognized by the FSA (Farm Service Agency) as a tenant with the county.
6. All samples will be graded by the Kansas Grain Inspection Service prior to the County Fair.
7. Premiums will be awarded for 1st through 3rd places. In the case of a tie, premiums will be added together and divided by the number of tying entrants.
8. Entries shall be accompanied with the complete official crop data card.
9. Samples should consist of 5 pounds of wheat.
10. Samples will be judged by the following criteria, for a total of 1000 points:
 - a. Test Weight-200 points
 - b. Protein-225 points
 - c. Dockage-200 points
 - d. Shrunken/Broken Kernels-100 points
 - e. Completeness of Crop Data Card-25 points
 - f. Variety/Mill Bake-250 points
11. The top three (3) entries will be eligible to be displayed at the Kansas State Fair.

Department G: Flower Show

Entries taken Friday, July 28 from 4-6pm

Show begins at 6:00PM

Exhibits released Saturday, July 29 at 1:00pm

Superintendent: Cindy Baker

1. Entries must be in place by 6:00pm on Friday.
2. No polishing of leaves or artificial coloring accepted.
3. Only one entry in each class may be made by the same exhibitors or from the same garden.
4. No professional florists allowed.
5. No single specimens except where stated.
6. In classes 612-621 flower material counts as $\frac{1}{3}$ of the score, quality of material counts as $\frac{1}{3}$ of the score, and arrangement as $\frac{1}{3}$ of the score.

Classes

580. Cushion Chrysanthemums
581. Roses (not less than 3)
582. Roses (3 of same variety)
583. Rose (1 specimen)
584. Cosmos
585. Coreopsis
586. Large Zinnias
587. Small Zinnias
588. Large Flowered Marigolds
589. Small Marigolds
590. Lantana
591. Echinacea (Cone Flower)
592. Gaillardia
593. Coxcomb (small leaf)
594. Coxcomb (beefsteak type)
595. Salvia
596. Snapdragons
597. Verbenas
598. Petunias
 - a. Single
 - b. Double
 - c. Ruffled
599. Gladiolus
600. Sunflowers
 - a. Wild
 - b. Seed
601. Asters
602. Delphinium
603. Scabiosa
604. Hibiscus
605. Hollyhock

- 606. Butterfly (bush or plant)
- 607. Strawflower
- 608. Caladiums
- 609. Dahlias
 - a. Pompom Dahlias
 - b. 1 show exhibit Dahlia (not over 8")
 - c. 3 Large type
- 610. Tuberous Begonias (pot or cut flowers)
- 611. Any other flower

Arrangements

- 612. All White Arrangement (using white flowers and white container)
- 613. Vase Cut Flowers
- 614. Floral Arrangement for Dinner Table Decoration
- 615. Patriotic Arrangement (Red, White, & Blue, suitable for a table decoration)
- 616. Pair of Vases arranged for mantle decoration
- 617. Arrangement of gladioli for table decoration
- 618. Best Collection of Wildflowers
- 619. Creative Arrangement
- 620. Creative Hummingbird Attraction
- 621. Dried Material Arrangement-Best House Plants

Plants

- 622. Cactus
- 623. Philodendron
- 624. African Violets
- 625. Hanging House Plants
- 626. Begonia
- 627. Fern

FAMILY CONSUMER SCIENCE

- 1. Open class entries will be received from 6 to 8pm on July 24 and 7:30 to 8:30am on July 26, with the exception of food and horticulture. See rules under each division for check-in time clarification.
- 2. Only 1 entry to each class may be made by the same exhibitor.
- 3. All exhibits must have been made or produced during the year, since the previous years' fair.
- 4. All entries must have been made by the participant in whose name the entry is made.
- 5. All premiums will be paid as listed in accordance with the Rules and Regulations.

- 6. Exhibitors in this department are prohibited from removing any of their exhibits at the close of the Fair. They must be waited upon by assistants appointed for that purpose. Exhibits are to be picked up between 3pm and 4pm on Saturday, July 29.
- 7. Each entry must be entered on separate entry cards.
- 8. Please indicate "Open Class" on the entry card.
- 9. Senior Citizen-60 years or older.

Entry Cards

Exhibitors will be able to pick up an Open Class Fair entry card prior to the Fair.

Junior Division

Junior classes are listed for various departments. These classes are open to any youth, 17 years of age and under. All exhibits will receive a ribbon based on the quality of the product.

One entry may be made per class. Exhibitors may participate in consultation judging with the judge if they wish.

Department H: Food Preparation

Check-In: Wednesday, July 26 from 7:30-8:30 am

Judging: Wednesday, July 26th at 9am

Kingman Expo Center

Superintendent: Barb Schultz, Ty Schultz

- 1. See General Rules-Open Class Section
- 2. Recipes are required.
- 3. For food safety purposes, any food with custard or cream cheese type fillings and frostings, flavored oils, "canned" bread or cakes in a jar, or food requiring refrigerators will not be judged. No perishable food items allowed.
- 4. Remove baked products from baking pans and place on a heavy covered cardboard cut to fit the size of the product. Place in a clear plastic bag. Enter whole products (such as pies and coffee cakes). Cakes must be in a disposable plate or container and enclosed in a plastic bag.
- 5. All entries must have a gummed label and entry card attached to the product. These may be picked up at the entry table or at the Extension Office prior to the Fair.
- 6. Entries of rolls, cookies, candy, muffins (small baked goods) should include 3 samples.
- 7. All food must be displayed on new plates or trays. (Styrofoam meat trays WILL NOT be accepted).
- 8. All entries must be approved by the superintendent or Fair official.

Classes-Adult

628. Yeast Bread

- a. White Yeast
- b. Whole Grain (Rye)
- c. Multi-Grain
- d. Bread Machine, white
- e. Bread Machine, wheat or multigrain
- f. French Bread
- g. Fancy Sweet Breads (tea ring, etc)
- h. Other (sourdough, Italian, hamburger buns, etc)

629. Rolls

- a. Dinner Rolls, White
- b. Dinner Rolls, Wheat
- c. Cinnamon Rolls (3)
- d. Sugar Free Cinnamon Rolls (3)

630. Quick Breads

- a. Pumpkin Bread
- b. Zucchini Bread
- c. Banana Bread
- d. Cornbread
- e. Fruit Muffins
- f. Coffee Cake (without yeast)
- g. Biscuits
- h. Scones
- i. Doughnuts (unfrosted and unsugared)
- j. Other quick breads

631. Cakes

- a. Angel Food (unfrosted with crust on)
- b. Burnt Sugar
- c. Chocolate (frosted)
- d. White (frosted)
- e. Chiffon
- f. Spice (frosted)
- g. Sponge (unfrosted)
- h. Cupcakes (frosted)
- i. Cupcakes (unfrosted)
- j. Fruit cake (baked)
- k. Fruit cake (unbaked)
- l. Bundt cake
- m. Other

632. Tricks with Mix-Start with a mix, then create a baked item other than what the mix was intended for.

That is where the trick comes in.

- a. Cake (frosted)
- b. Cake (unfrosted)
- c. Cookies/Bars
- d. Muffins/Breads

e. Rolls

f. Other

633. Candy (3 pieces)

- a. Divinity
- b. Peanut Brittle
- c. Fudge
- d. Other

634. Pie (2 crust)

- a. Apple
- b. Cherry
- c. Mincemeat
- d. Peach
- e. Other

635. Cookies (3 per plate)

- a. Dropped
- b. Rolled
- c. Icebox
- d. Bar
- e. Fancy Cookies
- f. Brownies
- g. Molded or Shaped
- h. Unbaked
- i. Other

636. Creative Baking

- a. Decorative Cake (not to be cut)
- b. Artisan Bread
- c. Other

637. Junior Foods-Youth Ages 17 and Under

- a. Loaf Quick Bread (nut or fruit)
- b. Loaf Yeast Bread
- c. Yeast Rolls (3)
- d. Muffins (3)
- e. Drop Cookies (3)
- f. Bar Cookies (3)
- g. Rolled and Cut Cookies (3)
- h. Icebox Cookies (3)
- i. No-Bake Cookies (3)
- j. Sponge Angel Food Cake (unfrosted)
- k. Layer Cake (frosted)
- l. Decorated Cake
- m. Frosted Cupcakes (3)
- n. Candy (3)
- o. Other Baked Product

Department I: Food Preservation

Check-In: Monday, July 24 from 6:00-8:00pm;

Wednesday, July 26 from 7:30-8:30 am

Judging: Wednesday, July 26 at 9am

Superintendent: Barb Schultz, Ty Schultz

1. Product must have been processed by the following methods to be acceptable:
 - a. Pressure canned: low acid vegetables, meat, poultry, soups, mixed foods
 - b. Water bath process: fruit, tomatoes, preserves, conserves, jams, jellies, pickles.
2. Exhibits must have been preserved since the previous years' county fair and not been exhibited at the previous years' county fair.
3. Recommended method of processing must be used. Follow guidelines in the K-State Research and Extension Food Preservation publications or "USDA's Complete Guide to Home Canning" and "So Easy to Preserve, Cooperative Extension Service, The University of Georgia," or "Ball Blue Book for Preserving" or later (2012). Open kettle canning or oven canning food will not be accepted. Pickles and sweet spreads must be processed using the water bath process for the altitude of residence. Refer to K-State Research and Extension publications 4H712 "Food Safety Recommendations for Food Preservation Exhibits," MF3170 – "10 Tips for Safe Home-Canned Food", MF3172 "What's Your Elevation?" and MF3171 – "Sassy and Safe Salsa at Home" for information to help you make informed, safe food preservation exhibit decisions. **Homemade recipes or other untested recipes will be disqualified for safety reasons.**
4. No alcohol should be included as an ingredient in food preservation entries. Entries with alcohol in a recipe will be disqualified and not be judged.
5. Each exhibit must have the complete recipe and instructions attached with the entry card or it will be lowered one ribbon placing. Recipe must include receipt source, date of publication, and altitude of residence.
6. Label jar with contents (including variety), canning date, process time, and canning method.

7. Exhibits must be sealed in a clean, clear standard canning jar with matching brand (use Ball lids on Ball jars or Kerr lids on Kerr jars, etc.) two-piece lids. Ball and Kerr plaid or fruit decorated or brushed silver lids are permissible, but fancy padded lids, fabric over wraps or cozies interfere with the judging process and should not be used. Jelly must be in half pint or pint jars. All other products must be in pint or quart jars.

Note: There are now 12oz canning jars available. If there is not a USDA recommended process time available and 24oz for the 12oz jar, these may be used with a pint jar process recommendation. Use quart jar process recommendations for 24 oz jars.

8. No paraffin may be used.

Classes

638. Fruits

- a. Apples
- b. Applesauce
- c. Apricots
- d. Blackberries
- e. Blue plums
- f. Bing cherries
- g. Pie cherries
- h. Pineapple
- i. Peaches
- j. Pears
- k. Sand plums
- l. Any other variety
- m. Variety, 5 different fruits

639. Jelly

- a. Apple
- b. Blackberry
- c. Blue plum
- d. Cherry
- e. Crab apple
- f. Apricot
- g. Strawberry
- h. Sand plum
- i. Grape
- j. Any other variety
- k. Sugar free

- 640. Butter or Jam
 - a. Apple
 - b. Grape
 - c. Peach
 - d. Pear
 - e. Sand Plum
 - f. Apricot
 - g. Strawberry
 - h. Any other variety
 - i. Sugar free

- 641. Preserves
 - a. Apple
 - b. Apricot
 - c. Cherry
 - d. Melon
 - e. Peach
 - f. Pear
 - g. Sand plum
 - h. Strawberry
 - i. Tomato
 - j. Any other variety
 - k. Sugar free

- 642. Pickles
 - a. Beet
 - b. Bread and butter
 - c. Chili sauce
 - d. Watermelon pickles
 - e. Cucumbers, sweet
 - f. Dill
 - g. Mixed
 - h. Relish
 - i. Pickled okra
 - j. Any other variety pickles
 - k. Catsup
 - l. Cinnamon pickles
 - m. Pickled pepper

- 643. Vegetables
 - a. Asparagus
 - b. Beans, green
 - c. Beans, lima, green
 - d. Wax beans
 - e. Beets, small whole
 - f. Beets, sliced or diced
 - g. Carrots
 - h. Corn
 - i. Mixed vegetables
 - j. Potatoes

- k. Stewed tomatoes, canned w/ non-acid vegetables
- l. Miscellaneous
- m. Tomatoes
- 644. Other Canning
 - a. Chow
 - b. Black Bean
 - c. Other Salsa
 - d. Meats
 - e. Mincemeats
 - f. Any Other Variety of Canned Meats

Department J: Paul Conrardy Festival of Breads

Check-In: Friday, July 28 from 1-2pm

Judging: Friday, July 28 at 2pm

Kingman Expo Center, South Room

Superintendents: Gail and Abby Flickner

The Paul Conrardy Festival of Breaks will be held at the Kingman County Fair. The contest will consist of two divisions and is open to all ages.

Rules

1. The entry must be made with wheat flour or some variation thereof.
 2. The exhibitor may enter two entries, one per class.
 3. All entries must be accompanied by an entry card and recipe.
 4. Entries must be at the Kingman Expo Center, South Room no later than 2pm on Friday, July 28. The judging will take place at 2pm. Late entries are not eligible for prizes.
 5. Cash prizes will be awarded as follows:
 - a. Adult-1st place-\$25
 - b. Adult-2nd place-\$15
 - c. Adult-3rd place-\$10
 - d. Youth-1st place-\$25
 - e. Youth-2nd place-\$15
 - f. Youth-3rd place-\$10
- An individual may only win one case prize.
6. Participants are encouraged to be there to accept their prizes.
 7. Judge will make public comments about entries.
 8. Recipes are required.
 9. Ages are as of January 1, 2023.

Classes

Adult (18 years and over)

- 645. Yeast Bread
- 646. French Bread
- 647. Fancy Sweet Bread (cinnamon rolls, tea rings, etc.)
- 648. Muffins
- 649. Quick Breads
- 650. Rolls
- 650a. Bread Machine

Youth (17 years and under)

- 651. Yeast Bread
- 652. French Bread
- 653. Fancy Sweet Bread (cinnamon rolls, tea rings, etc.)
- 654. Muffins
- 655. Quick Breads
- 656. Rolls
- 656a. Bread Machine

Bread Sculpting Rules

1. One entry per participant, per class.
2. Bread sculpture may be constructed from frozen yeast dough or a yeast dough made from scratch.
3. Bread sculptures may be tasted at the judges discretion, but not mandatory.
4. Seeds, herbs, and other edible decorative toppings and icing may be used.
5. No size restrictions. For small, individual sculptures, 6 should be entered (ex: bunnies, turtles, etc.)
6. All sculptures must be received on a sturdy, disposable plate, board, or tray and will remain on display throughout the Fair.
7. Entries must include a recipe.

Classes

- 657. Adult Bread Sculpting
- 658. Youth Bread Sculpting
- 659. Team Bread Sculpting (2-3 youths and/or adults)

Department K: Photography

Check-In: Monday, July 24 from 6:00-8:00pm;

Wednesday, July 26 from 7:30-8:30 am

Judging: Thursday, July 27 at Noon, Kingman Armory
Superintendents: Maggie and Morgan Freund, Sukesh Kamesh

Rules

1. All entries need to be checked in on Monday, July 24 from 6:00-8:00pm; Wednesday, July 26 from 7:30-8:30 am in the entryway of the Kingman Expo Center.
2. You may enter one photograph per class, for a total of 3 entries at the Fair. In addition, one photo may be entered in the special competition.
3. Photos must be mounted. For mounting instructions, see 4-H Photography rules.

For mounting instructions, see 4-H Photography rules.

For Juniors and Amateurs

4. Photos are to be mounted across the narrow (11") dimension of an 11"x12.5" sheet of white or cream studio matte board. Do not use foam core boards. Photos mounted on poster boards will not be displayed. Photo matte boards are available for purchase through the Extension Office.
5. Remove the white border from the enlargement before mounting. All photos must be no larger than 8"x10" and no smaller than 7"x9" after trimming.
6. Photos must be mounted with the top edge of the print 1" below the top of the mount. The sides of the print must be equal distance from the two sides of the mount.
7. A permanent mount must be made by using photographic adhesive.
8. No lettering is permitted on the front of the mount or on the photo-only on the entry card. No underlay or borders are to be used. No contact prints on front of the mount.

9. To protect exhibits from dust and moisture, place mounted photos in a protective sleeve bag. Drop entry cards into the bag in front of your photo so the entry card shows to the outside of the bag.

For Professionals

10. Only work created in the two previous years to the current year fair is eligible for entry.
11. Articles done in a workshop or class are not eligible.
12. If the photographer's name appears on the photograph, please cover the name for judging purposes.

13. The primary audience consists of family and youth. The superintendent reserves the right to reject any work of art that may be considered objectionable by that audience.

Classes

660. Amateur Photography (Ages 15 and Up)
- Pictorial Print, Black and White
 - Pictorial Print, Color
 - Pictorial Print World in Motion, Color
 - Photojournalism Print, Black and White
 - Photojournalism Print, Color
 - Figure or Portrait; Human or Animal, Black and White
 - Figure or Portrait; Human or Animal, Color
 - Nature Print
 - Unclassified/Abstract/Special Effects, Black and White
 - Unclassified/Abstract/Special Effects, color
661. Professional (Those working within the photography industry)
- Pictorial Print, Black and White
 - Pictorial Print, Color
 - Pictorial Print World in Motion, Color
 - Photojournalism Print, Black and White
 - Photojournalism Print, Color
 - Figure or Portrait; Human or Animal, Black and White
 - Figure or Portrait; Human or Animal, Color
 - Nature Print
 - Unclassified/Abstract/Special Effects, Black and White
 - Unclassified/Abstract/Special Effects, color
662. Junior Photography-Youth Ages 17 and Under
- Pictorial Print, Black and White
 - Pictorial Print, Color
 - Pictorial Print World in Motion, Color
 - Photojournalism Print, Black and White
 - Photojournalism Print, Color
 - Figure or Portrait; Human or Animal, Black and White
 - Figure or Portrait; Human or Animal, Color
 - Nature Print
 - Unclassified/Abstract/Special Effects, Black and White
 - Unclassified/Abstract/Special Effects, color

KINGMAN COUNTY SPECIAL PHOTO COMPETITION

“Country Fans and Cattle Brands”

- This division features photos taken within Kingman County rural or town photos accepted.
- Please follow mounting instructions for 4-H/Open Class Amateur/Open Class Junior divisions.
- Participants may enter one photo. This photo should NOT be one that has also been entered in either Open Class or 4-H Divisions (this includes photos in which the finish has been manipulated, for example, color to black and white).
- Only photos taken since the previous County Fair will be accepted.
- Participants must include a description on an accompanying index card as to how this photo applies to the theme: “Country Fans and Cattle Brands”

Classes

663. Amateur Special Photo (15 Years and older)
664. Professional Special Photo (Those working within the photography industry)
665. Junior Special Photo (14 Years and Younger)

Department L: Quilts and Fancy Work

Check in: Monday, July 24 from 6:00-8:00pm;

Wednesday, July 26 from 7:30-8:30 am

Judging: Thursday, July 27 at 9am

Superintendents: Galene San Romani

- All articles must be clean.
- Only 1 entry in each class may be made by the same exhibitor.
- All articles entered in this department must have been made since the previous Fair by the party in whose name the entry is made. Quilts and afghans are the exception.
- Premiums will only be paid as listed. Exhibits of anything not listed will be appreciated. They will be judged and ribbons awarded, but no cash premiums paid back.
- All entries in this division must be machine or hand needle or hooked work.
- All work on each entry will be judged.

Classes

667. Quilts: Twin Bed Size or Larger
- Appliquéd, hand quilted
 - Appliquéd, machine quilted
 - Pieced, hand quilted
 - Pieced, machine quilted
 - Embroidered, hand quilted
 - Embroidered, machine quilted
668. Table Runner
- Appliquéd, hand quilted
 - Appliquéd, machine quilted
 - Pieced, hand quilted
 - Pieced, machine quilted
669. Quilting Projects
- Whole cloth
 - Baby or child quilt
 - Appliquéd Wall Hanging
 - Pieced Wall Hanging
 - Embroidered Wall Hanging
 - Senior citizen work
 - Men's wall hanging
 - Other quilting project (throws, lap quilts, hot pads, etc.)
670. Weaving, Woven Article
671. Knitting or Crochet
- Knitted afghan
 - Crocheted afghan
 - Knitted sweater
 - Crocheted sweater
 - Baby set-knitted or crocheted
 - Doily
 - Small-under 12''
 - Larger, over 12''
 - Novelty item
 - Senior citizen work
 - Crochet tatting
 - Table cloth
 - Knitting or Crochet, other
672. Tatting
- Doily
 - Edging
673. Embroidery
- Pillow cases, pair
 - Luncheon or table cloth
 - Wall hanging or crewel picture
 - Tea towel
 - Senior citizen work

- Other
674. Pillows-Filled
- Fancy
 - Practical
675. Rug
- Hooked
 - Braided
 - Crocheted
676. Textile Painting
- Tea Towel
 - Wall panel or picture
677. Household
- Accessory
 - Pot holder
678. Needlepoint
- Large-over 12''
 - Small-under 12''
679. Counted Cross Stitch
- Large-8x10'' or larger
 - Medium- 5x7'' or larger
 - Small-Under 5x7''
680. Sewn cloth toys, dolls, animals
681. Decorated sweatshirts
682. Junior-Youth Ages 17 and Under
- Needlepoint
 - Embroidery
 - Knitting
 - Crocheting
 - Counted cross stitch
 - Quilting
 - Latch hook
 - Miscellaneous

Department M: Recycled Exhibits

Check-In: Monday, July 24 from 6:00-8:00pm;

Wednesday, July 26 from 7:30-8:30 am

Judging: Wednesday, July 26 at 9am

Superintendent: Cindy Allen, Reese Allen

- Articles may be made from any product made from recycled wood, material, plastic, or metal/aluminum.
- Limit one entry per person.
- Sweepstakes to be awarded for Junior & Adult divisions.
- Exhibits must be made of 80% recyclable items.

Classes

683. Adult Recycled Exhibit

684. Junior Recycled Exhibit (Youth Ages 17 & Under)

Department N: Woodworking

Check-In: Monday, July 24 from 6:00-8:00pm;

Wednesday, July 26 from 7:30-8:30 am

Judging: Thursday, July 27 at Noon

Superintendent:

1. The Fair Board will not be responsible for damage to items.
2. Each item will be judged in one class only.

Classes

685. Adult Woodworking, 18 years and older (All entries will be divided into like classes for judging)

686. Junior Woodworking, 17 years and younger (All entries will be divided into like classes for judging)

Round Hay Bale Decorating Contest Rules

1. Each participating club/team will be responsible for decorating. The club/team will furnish its own hay bale. Bales may be placed on the east or south side of the Kingman Armory.
2. Each club/team will provide their own sign with the club's name on it. The sign will be stuck in the ground beside the bale facing the street.
3. Bale decorating is to be completed by noon on Wednesday, July 26. Bales will be judged by People's Choice voting. Voting will end at noon on Saturday, July 29.
4. Bales can be placed lying on their side or standing on end. For safety purposes, round bales can not be stacked on top of each other.
5. Decorations should be weather and wind-proof. They should also be checked and maintained daily.
6. No political party signs of any kind are allowed.
7. For safety, we ask that no fireworks or any flammable products be used.
8. Please keep the area around your bale clean and free of trash.
9. Bales can be brought to the Armory as early as Monday, July 24.
10. Decorations may not be removed from bales before Sunday, July 30.
11. All bales and decorations must be removed from the Armory by the end of the day Sunday, July 30. Decorations and bales not removed by this time will be disposed of.

Creating a Positive Experience at the Kingman County Fair

The county fair tradition is woven into the fabric of nearly every American community. It presents opportunities for young people to foster life skills such as communication, leadership, goal setting, work ethic, responsibility and sportsmanship. Community service and volunteer leadership are at the root of the success of the county fair. The judging of an exhibit is a vital process of the county fair educational process, and should be a positive and exciting part of the total fair experience. We appreciate your efforts in providing the best experience possible for the youth, faculty, family members, community and judges. You're helping support and reinforce the learning that occurs during the project year. County fairs are community get-togethers that provide great opportunities for teaching youth responsibilities and decision making skills. It also provides an opportunity for the general public to learn and gain a new respect for the many projects exhibited. Exhibiting good sportsmanship is not just for youth, it applies to all exhibitors, parents, grandparents, volunteers, teen leaders, fair supporters, spectators and everyone involved. Teach your child sportsmanship, require him/her to demonstrate sportsmanship before, during and following competitive activities.

Encourage them to:

- Learn and follow rules, be honest, fair, and straight forward in everything they say and do
- Be well mannered and show respect - treat people, animals and things kindly
- Refrain from ill humor and arguing
- Respect and accept the judges final decision and the results with a positive attitude.
- Congratulate the winners!